



*Communications  
for today... and tomorrow*

IL651

Section D

Rev. 15 - 01/2014

## Emergency Call Systems Condensed Catalog

DS100 Door Sentry & Emergency Alarm System

CM800 Emergency Call System

Tek-SAFE® (NC150R) Area of Rescue Assistance System

**[www.tektone.com](http://www.tektone.com)**

**Phone:** (828) 524-9967

**Toll-Free:** (800) 327-8466

**Sales:** Option 2

**Tech Support:** Option 3

277 Industrial Park Road  
Franklin, NC 28734  
[tektone@tektone.net](mailto:tektone@tektone.net)  
Fax: (828) 524-9968

TekTone®'s quality system is registered by UL® to the  
ISO 9001 standard. (Reference #10001510.)



## Table of Contents

<b>DS100 Door Sentry &amp; Emergency Alarm System</b> .....	<b>3</b>
<b>CM800 Emergency Call System</b> .....	<b>5</b>
<b>Tek-SAFE® (NC150R) Area of Rescue Assistance System</b> .....	<b>8</b>

## Quick Reference Index

Part #	Page	Spec*	Part #	Page	Spec*	Part #	Page	Spec*
AM100	3, 5		LI118B	6	IL349	RP021CM	3, 5	
AM800	5		LI123B	6	IL349	SF117/2C	7	IL178
BE007	6	IL339	LI381	6	IL518	SF117/4C	7	IL178
CM800	5	IL180	LI382LED	6	IL898	SF118/2C	7	IL576
DS100	3	IL760	NC150R	8	IL559	SF118/4C	7	IL576
IH151NK	8	IL367	OF200	4, 6	IL312	SF154B	7	IL647
IH300	4, 6	IL312	OH200	4, 6	IL312	SI002	8	IL759
IR019B	3, 6	IL456	OH300	4, 6	IL312	SI003	8	IL766
IR150SS	8	IL765	PK124K	3, 5, 8	IL818	SI004	8	IL892
IR150SSF	8	IL765	PK2019A	3, 5	IL310	SI004/2	8	IL892
IR150SS/S	8	IL765	PK601A	7	IL420	SS106	3, 5	IL127
IR150SS/SF	8	IL765	PK612A	6	IL213			

\* Please refer to specification sheet for complete product information.

## DS100 Door Sentry & Emergency Alarm System

### System Features:

The DS100 System monitors doors, windows, or any device that uses open or closed contact switches, such as heat detectors, door/window magnetic switches, and momentary emergency push buttons. Opening or closing any contact device causes an indicator light to latch ON and initiates an audible signal that may be silenced without canceling the visual signal. The visual signal may only be canceled at the master. Nursing Homes and Assisted Living Facilities use the DS100 to add door and window monitoring to a Tek-CARE® NC110, NC150 or NC200 nurse call system.



DS100/20  
with AM100/36  
and OF202

**The DS100 Annunciator Panel** is constructed of extruded aluminum, and includes the tone speaker, lamp test button and tone off button and light, plus 4 to 20 lamp/buttons. The DS100 may be desk, flush or surface mounted.

**The AM100 series Button Adder Panels** are available with 24 or 36 annunciator lamp/buttons.

Lamp/buttons have removable lenses for easy identification. Each master station is configured with one DS100 panel, plus up to eight AM100 series adder panels, to accommodate 4–308 remote switches.

OPTIONS: AM100 Blank Add-on Panel  
RP021CM Custom lens marking, 4 digits max.

PANEL DIMENSIONS: 14.75" H × 4" W (369 mm × 100 mm)  
HOUSINGS: Flush: OH200-series Housing & OF200-series Frame  
Surface: OH300-series Housing & OF200-series Frame  
Desk: IH300-series Desk Housing

POWER: 110 VAC supplied by the SS106 Transformer  
REQUIRED: PK2019A power & control unit, SS106 transformer



IR019B

**The IR019B Remote Tone Speaker** provides remote tone annunciation when connected directly in parallel with the DS100 panel and the PK2019A power & control unit. The IR019B is a flush mount stainless steel panel with a momentary button to silence the call tone, and a tone off light to indicate when the tone has been silenced.

DIMENSIONS: 4.5" × 4.5" (113 mm × 113 mm)  
HOUSING: Two-gang electrical box



PK124K



PK124  
(installed)

**The PK124K Battery Backup Kit** is used with the PK2019A to provide emergency backup power during an outage or to accommodate emergency power switch over. The kit includes a PK124 battery charger, two BA001 gel cell batteries and an FZ151 in-line fuse installed in an IH151N junction box. The PK124K is surface mounted.

DIMENSIONS: 11.75" × 11.75" × 3.75" (294 mm × 294 mm × 94 mm)



PK2019A

**The PK2019A Power & Control Unit** provides power, control and signalling circuits, plus a normally open and a normally closed auxiliary contact. Pigtails are provided for wire termination. The PK2019A is surface mounted.

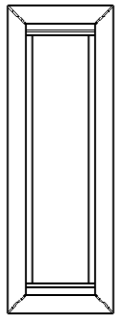
DIMENSIONS: 5.5" × 3.125" × 2.0" (140 mm × 51 mm × 57 mm)  
POWER: 24 VAC, 30 VA max., supplied by the SS106 Transformer



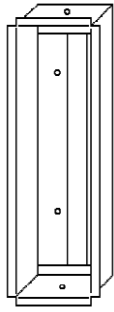
SS106

**The SS106 Class 2 Transformer** offers a compact, easy-to-install low voltage AC power source. The transformer is UL® Listed and will safely take itself offline when overheated. It is designed for easy installation in a standard 1/2" knockout or for surface installation, and may be used in either plastic or metal boxes.

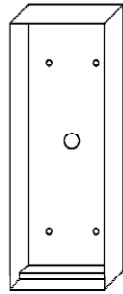
SPECIFICATIONS: 120 VAC primary, 8 VAC 20 VA  
16/24 VAC 30 VA secondary



OF201



OH201



OH301

**Housings & Frames** for DS100 stations: Select the frame and housing that accommodates the total number of DS100 and AM100 series panels (i.e., OF203/OH203 accommodates 3 panels). Refer to IL312 Housing Reference Chart for overall size and cutout dimensions.

- Flush mount: OF200-series Frame and OH200-series Housing
- Surface mount: OF200-series Frame and OH300-series Housing
- Desk mount: IH300-series Desk Console

**DIMENSIONS:** (width varies)  
 OF200 frames: 17.75"H × 3.5"D (444 mm × 88 mm)  
 OH200 housings: 16.125"H × 3.875"D (404 mm × 97 mm)  
 OH300 housings: 17.75"H × 3.625"D (444 mm × 91 mm)  
 IH300 consoles: 17"H × 6"D (432 mm × 152 mm)

## CM800 Emergency Call System

### System Features:

The CM800 System is used to visually and audibly annunciate mechanically latched dry contact switches for apartment buildings, schools, court rooms, etc. The annunciators may be used as remote extensions for other systems—or build a stand-alone emergency call system by adding SF117/SF118-series pull cord switches or SF154B push-button switches.



CM800/20  
with AM800/36  
and OF202

**The CM800 Annunciator Panel** is constructed of extruded aluminum, and includes the tone speaker, lamp test button and tone off button and light, plus 4 to 20 indicator lamps. The CM800 may be desk, flush or surface mounted.

**The AM800 series Button Adder Panels** are available with 24 or 36 indicator lamps.

Indicator lamps have removable lenses for easy identification. Each master station is configured with one CM800 panel, plus up to eight AM800 series adder panels, to accommodate 4–308 emergency switches.

OPTIONS: AM100 Blank Add-on Panel  
RP021CM Custom lens marking, 4 digits max.

PANEL DIMENSIONS: 14.75"H × 4"W (369 mm × 100 mm)

HOUSINGS: Flush: OH200-series Housing & OF200-series Frame  
Surface: OH300-series Housing & OF200-series Frame  
Desk: IH300-series Desk Housing

POWER: Supplied by the SS106 Transformer

REQUIRED: PK2019A power & control unit, SS106 transformer



PK124K



PK124  
(installed)

**The PK124K Battery Backup Kit** is used with the PK2019A to provide emergency backup power during an outage or to accommodate emergency power switch over. The kit includes a PK124 battery charger, two BA001 gel cell batteries and an FZ151 in-line fuse installed in an IH151N junction box. The PK124K is surface mounted.

DIMENSIONS: 11.75" × 11.75" × 3.75" (294 mm × 294 mm × 94 mm)



PK2019A

**The PK2019A Power & Control Unit** supplies the power and control circuits to operate a CM800 emergency call system. The PK2019A uses pigtail connections, and includes a normally open contact and a normally closed contact.

DIMENSIONS: 5.5" × 3.125" × 2.0" (140 mm × 51 mm × 57 mm)

POWER: 24 VAC, 30 VA max., supplied by the SS106 transformer



SS106

**The SS106 Class 2 Transformer** offers a compact, easy-to-install low voltage AC power source. The transformer is UL® Listed and will safely take itself offline when overheated. It is designed for easy installation in a standard 1/2" knockout or for surface installation, and may be used in either plastic or metal boxes.

SPECIFICATIONS: 120 VAC primary, 8 VAC 20 VA  
16/24 VAC 30 VA secondary

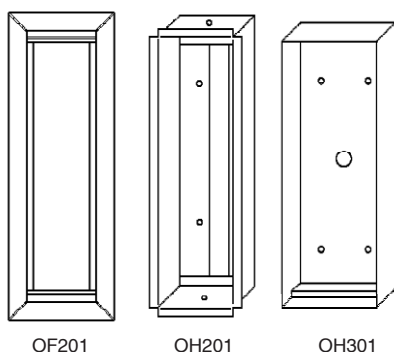


BE007

**The BE007 Corridor Bell** is 6" diameter and used for general alarm annunciation.

DIMENSIONS: 6" × 2.875" (150 mm × 72 mm)

POWER: 24 VDC supplied by PK601A and SS106



**Housings & Frames** for CM800 stations: Select the frame and housing that accommodates the total number of CM800 and AM800 series panels (i.e., OF203/OH203 accommodates 3 panels). Refer to IL312 Housing Reference Chart for overall size and cutout dimensions.

Flush mount: OF200-series Frame and OH200-series Housing  
 Surface mount: OF200-series Frame and OH300-series Housing  
 Desk mount: IH300-series Desk Console


**DIMENSIONS:** (width varies)  
 OF200 frames: 17.75"H × 3.5"D (444 mm × 88 mm)  
 OH200 housings: 16.125"H × 3.875"D (404 mm × 97 mm)  
 OH300 housings: 17.75"H × 3.625"D (444 mm × 91 mm)  
 IH300 consoles: 17"H × 6"D (432 mm × 152 mm)



IR019B

**The IR019B Remote Tone Speaker** provides remote tone annunciation when connected directly in parallel with the CM800 panel and the PK2019A power & control unit. The IR019B is a flush mount stainless steel panel with a momentary button to silence the call tone, and a tone off light to indicate when the tone has been silenced.

**DIMENSIONS:** 4.5" × 4.5" (113 mm × 113 mm)  
**HOUSING:** Two-gang electrical box



LI382LED (LEDs off and on)

**The LI382LED Corridor Dome Light** is constructed on a flame-retardant (UL® 94HB) plastic base and uses plug-in type connectors.

LI382LED – 4 LEDs (2 red, 2 white)  
 Dimensions: 4.8" × 5" × 2.755" (122 mm × 127 mm × 70 mm)  
 Housing: Standard one- or two-gang box with one- or two-gang ring



LI381

**The LI381 Corridor Dome Light** is constructed on a 2-gang plastic base and uses pigtail connectors. Its one bulb and large white lens provide call indication when used with SF-series emergency switches.

**DIMENSIONS:** 4.562" × 4.562" × 3.35" (116 mm × 116 mm × 85 mm)  
**HOUSING:** Double-gang ring or double-gang ring with double-gang box



LI118B, LI123B

**The LI118B and LI123B Annunciating Dome Lights** are single-bulb dome lights constructed on a 2-gang plastic base. The LI118B includes a 24VDC buzzer, while the LI123B includes a 24 VAC buzzer. The dome lights provide call indication and annunciation when used with SF-series emergency switches.

**DIMENSIONS:** 4.562" × 4.562" × 4.5" (116 mm × 116 mm × 114 mm)  
**HOUSING:** Double-gang ring or double-gang ring with double-gang box



PK612A

**The PK612A DC Flasher** is used to flash the dome lights on the CM800 system. The PK612A is surface mount, and is enclosed in an extruded aluminum case. This light-duty flasher should not be used where continuous operation is required.

**DIMENSIONS:** 5" × 2.375" × 2.25" (125 mm × 60 mm × 57 mm)



PK601A

**The PK601A 24 VDC Power Supply** used to power auxiliary signaling devices. The unit supplies a filtered 24 VDC output rated at one amp. The PK601A is surface mount, and is enclosed in an extruded aluminum case.

**DIMENSIONS:** 5" × 2.375" × 2.25" (125 mm × 60 mm × 57 mm)  
**POWER:** SS106 Class 2 Transformer





SF117/2C,  
SF117/4C

The **SF117/2C Emergency Call Switch** provides two normally open contacts and is constructed on an ABS plastic faceplate. The **SF117/4C Emergency Call Switch** provides four normally open contacts. The SF117-series switches may be used in conjunction with CM800 annunciator panels, or separately with dome lights, buzzers, bells and transformers.

DIMENSIONS: 4.5" × 2.75" × 1" (113 mm × 69 mm × 25 mm)

HOUSING: double-gang box and/or single-gang ring



SF118/2C,  
SF118/4C

The **SF118/2C Emergency Call Switch** provides two normally open contacts and is constructed on a plastic faceplate. Upon activation, a red LED lights to indicate call placement. The **SF118/4C Emergency Call Switch** provides four normally open contacts. The SF118-series switches may be used in conjunction with CM800 annunciator panels, or separately with dome lights, buzzers, bells and transformers.

DIMENSIONS: 4.5" × 2.75" × 1" (113 mm × 69 mm × 25 mm)

HOUSING: double-gang box and/or single-gang ring



SF154B

The **SF154B Emergency Push Button Switch** provides two normally open contacts via a *SCHADOW® Switch* that changes from black to orange upon activation. The switch is constructed on a plastic faceplate. The SF154B may be used in conjunction with CM800 annunciator panels, or separately with dome lights, buzzers, bells and transformers.

DIMENSIONS: 4.5" × 2.75" × 1.25" (113 mm × 69 mm × 32 mm)

HOUSING: double-gang box and/or single-gang ring

# Tek-SAFE® Area of Rescue Assistance System

## System Features

Tek-SAFE® provides communication between areas of rescue (in protected stairwells) and the building lobby. Calls are indicated at the NC150R master station by both visual and audible signals. The master station has sensitive two-way communication to the remote call stations. Tek-SAFE® meets ADA requirements for area of rescue assistance systems (check local codes for additional requirements).



NC150R

**The NC150R Master Station Panel** is flush wall mounted and constructed of extruded aluminum. The NC150R includes the speaker, control module, amplifier, frame and 8 lamp/buttons to accommodate up to 8 areas of rescue. (Larger masters are available on a special-order basis.) Lamp/buttons have removable lenses for easy identification.

**DIMENSIONS:** 13.25" × 6.25" × 4.25" (336 mm × 159 mm × 108 mm)

**HOUSING:** OH150 housing for flush mount

**POWER:** Supplied by the SS106 Transformer

**REQUIRED:** Remote call stations, IH151NK Junction box with power & control unit and transformer



IR150SS,  
IR150SS/S

**The IR150SS, IR150SS/S, IR150SSF and IR150SS/SF Remote Call Stations** are located in areas of rescue. The stations include a call button, call-placed LED, audio on LED, cancel button and speaker mounted on a durable stainless steel panel. The IR150SS and IR150SSF are flush mounted, while the IR150SS/S and IR150SS/SF are surface mounted.



IR150SSF,  
IR150SS/SF

**DIMENSIONS:** 5" × 11.2" × 1.75" (127 mm × 284 mm × 45 mm)

**HOUSING:** OH600 or equal for IR150SS and IR150SSF; none required for IR150SS/S and IR150SS/SF



PK152



SS106

**The IH151NK Junction box with PK152 Power & Control Unit and SS106 Transformer** supplies the power and control circuits to operate a Tek-SAFE® system. The PK152 uses pigtail connections. The SS106 offers a compact, low voltage AC power source, UL® Listed and will safely take itself offline when overheated.

**DIMENSIONS:** 11.75" × 11.75" × 3.75" (298 mm × 298 mm × 95 mm)

**POWER:** PK152: 24 VAC, 30 VA supplied by SS106 transformer  
SS106: 120 VAC primary, 8 VAC 20 VA 16/24 VAC 30 VA secondary



PK124K



PK124  
(installed)

**The PK124K Battery Backup Kit** is used with the PK152 to provide emergency backup power during an outage or to accommodate emergency power switch over. The kit includes a PK124 battery charger, two BA001 gel cell batteries and an FZ151 in-line fuse installed in an IH151N junction box. The PK124K is surface mounted.

**DIMENSIONS:** 11.75" × 11.75" × 3.75" (298 mm × 298 mm × 95 mm)



SI002



SI003

**SI002, SI003, SI004 and SI004/2 Area of Rescue Assistance Signs** provide indication of areas where people who require assistance in evacuating a building can go to await assistance. The signs comply with the Americans with Disabilities Act (ADA) requirements (check local codes for additional requirements).

The SI004 and SI004/2 signs are illuminated, and equipped with two movable battery-powered emergency backup lights with up to 90 minutes battery run-time. Each directional arrow can be individually knocked out. The SI004 has a single backlit sign; the SI004/2 has backlit signs on both the front and the back.



SI004,  
SI004/2



**SI002 DIMENSIONS:** 6" × 12" (152 mm × 305 mm)

**SI003 DIMENSIONS:** 3" × 6" (76 mm × 153 mm)

**SI004, SI004/2 DIMENSIONS:** 11" × 22" × 2.75" (279.4 mm × 558.8 mm × 69.9 mm)

**SI004, SI004/2 POWER:** Standard 120 VAC or 240 VAC input