

INSTALLATION INSTRUCTIONS


MODEL ZA-8N

EIGHT ZONE ANNUNCIATOR


SPECIFICATIONS

VOLTAGE INPUT: 12 VOLTS AC, USE 20 VA TRANSFORMER, 12 VOLTS DC, USE 1 AMP. SUPPLY
MAXIMUM CURRENT: 140 MILLIAMPERES
ZONE OUTPUT CURRENT: 100 MILLIAMPERES PER ZONE
REMOTE OUTPUT CURRENT: 80 MILLIAMPERES
LOOPS: NORMALLY-OPEN, NORMALLY-CLOSED, SUPERVISED WITH 10K RESISTOR (SUPPLIED)
LOOP LENGTH: 1000 FEET TOTAL EACH ZONE LOOP
DOOR AJAR TIMER RANGE: ONE SECOND TO FIVE MINUTES
REMOTE ANNUNCIATOR OUTPUT: LIMITED TO TWO MODEL ZP-8AN REMOTE PLATES
REMOTE ANNUNCIATOR: MODEL ZP-8AN, EIGHT RED LEDS MOUNTED ON SINGLE GANG WALLPLATE WITH ZONE RESET AND BUZZER

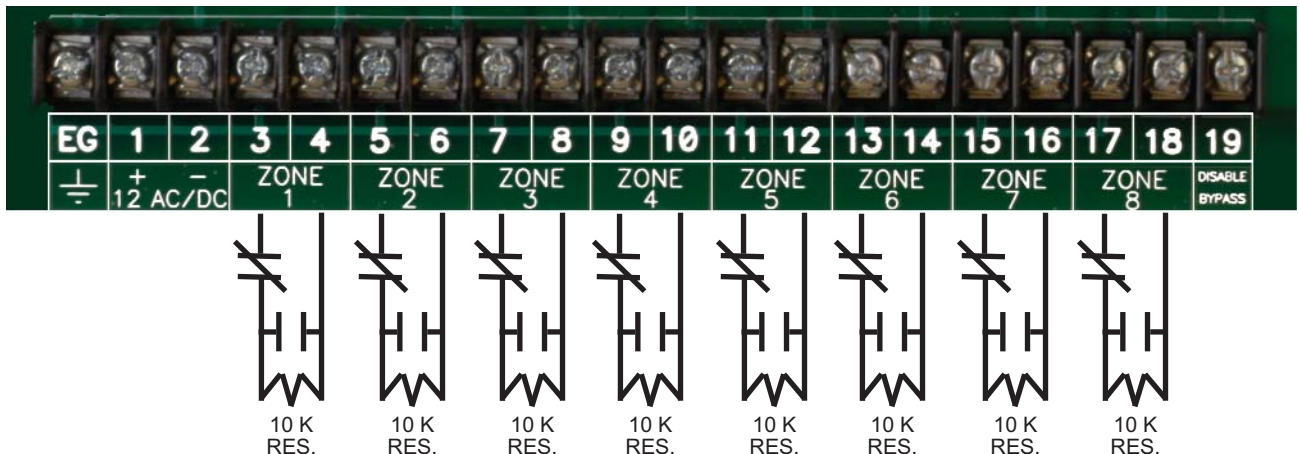
NORMALLY-OPEN LOOPS



NORMALLY-CLOSED LOOPS



SUPERVISED LOOPS



DISABLE BYPASS FEATURE

TO DISABLE ZONE BYPASSING CONNECT A S.P.S.T. SWITCH OR JUMPER TO TERMINALS 2 AND 19

MODEL ZP-18AN

FOR USE WITH MODEL ZA-8N



- SINGLE GANG STAINLESS STEEL PLATE
- EIGHT RED LEDS
- MOMENTARY ACTION RESET SWITCH

MODEL ZP-8A REMOTE PLATE ALLOWS THE REMOTE DISPLAY OF ZONE ANNUNCIATOR STATUS AND THE CAPABILITY OF REMOTE RESET



ALARM CONTROLS CORPORATION
19 BRANDYWINE DRIVE DEER PARK, NY 11729

1 631 586-4220 1 800 645-5538

WWW.ALARMCONTROLS.COM EMAIL INFO@ALARMCONTROLS.COM

ZP-18AN WIRING INSTRUCTIONS

THE ZP-18AN REMOTE ANNUNCIATOR PLATE PLUGS INTO A MALE CONNECTOR LABELED REMOTE PLATE ON THE ZA-8N ZONE ANNUNCIATOR.

CUT THE 12 COLORED LEADS 4" FROM THE CONNECTOR.

CONNECT ADDITIONAL FIELD WIRES TO THE ZP-18A AND THE ZA-8N AS REQUIRED. BE SURE THAT THE COLORS OF THE FIELD WIRES MATCH THE CONNECTIONS ON BOTH ENDS.

PLUG THE FEMALE CONNECTOR FROM THE ZP-18AN INTO THE CONNECTOR ON THE ZA-18AN.

THE BROWN WIRE ON THE CONNECTOR MUST BE ON THE LEFT!



ALARM CONTROLS CORPORATION

DEER PARK, NY 11729

800 645-5538