


DKS ACCESS CONTROL



“ONE-STOP” ACCESS CONTROL SHOPPING.

Whether you need a complex Access Control System, or a simple stand-alone device, DKS has all the products to meet your needs. Choose from a complete line of Access Devices including RF Controls, Card Readers, Keypads, Electric and Magnetic Locks, and a full line of complimentary products to meet your specific requirements.



WIEGAND OUTPUT PROXIMITY CARD READERS

THE 2" TO LONG RANGE ENTRY SOLUTION

DKS offers a full line of Proximity Card Readers in different mounting styles to meet your exact needs. The Readers are sealed in epoxy, making them vandal-resistant and are ideal for both indoor and outdoor applications.

AVI (or Automated Vehicle ID) Systems operate in the same manner as Proximity Card Systems, but with longer ranges - up to 25 feet. A typical AVI System places a tag on the vehicle, rather than having the user carry it. In this manner, a gate System will open automatically as the vehicle approaches with a properly credentialed tag.



**Model
1815-302**

**Model
1815-300**
Mullion Mount

**Model
1815-301**
Single Gang
Box Mount

**Model
1815-350**
Long Range AVI



Model 1815-330
1815-300 on a Surface
Mount Enclosure



Model 1504-124
1815-301 with Intercom
Substation



A variety of Transmitter options available





AVI (Automated Vehicle ID) Long Range Vehicle Tag System is adjustable from 8 to 25 feet.

KEY FEATURES:

- Not for stand-alone operation and must be connected to an Access Controller
- Passive Card technology provides an unlimited number of “card reads” with no battery to wear out
- Full line of Proximity Card Readers and Cards, Clickers, and Key Tags
- Mullion, wall, and post mount models
- Read ranges from 2 inches up to 30 inches (50.8 mm to 762 mm), and long range readers up to 25 feet (7.6 m)
- 2 color LED (red/green), Piezo Beeper
- 100% weatherproof
- 26-bit Wiegand format
- Reverse Polarity protection
- DKS offers the following Proximity Card Reader products: DK Prox, HID and AWID, all of which are compatible with the 1830 Series Access Controllers



Indoor Use
Indoor applications to control access to secure areas



Headlight AVI
Low visibility vehicle tag

Up to 25 feet
Long range adjustable from 8 ft - 25 ft (3.6 m - 7.6 m)



License Plate
AVI tag assures proper vehicle entry



Key-Fobs
Small size and easily fit on key chain



1520 | 1524 STAND ALONE CARD READER & SINGLE DOOR CONTROLLER

THE STAND ALONE UNIT INTEGRATES WITH FACILITY WIDE PASS CODES



Model 1520 Controller

Model 1520 Card Reader

The 1520 provides users with a full feature, single door, stand-alone Access Control System. The 1520 is available with a built-in Proximity Card Reader, or can be ordered as a single door Controller, allowing the user to add their own 26-bit Access Control Device.

The 1524 can be programmed with a handheld programmer or with programming cards, and is available only with a DK Prox Card Reader.



Model 1520 Single Door Controllers



Model 1524 Card Reader, Remote, and Add/Delete Cards





Control a single door, or easily integrate a remote door or gate into the central system.

KEY FEATURES:

- Single door/gate Access Controller
- Stores up to 1000 Card or other Access Device codes

Model 1520 Single Door Controller Deluxe

- Available as a stand-alone Card Access System or as a Wiegand Controller (add your own 26-bit Wiegand Device)
- Internal Keypad for easy programming
- Available with DK Prox, AWID, HID Readers

Model 1524 Single Door Card Reader

- Program with a handheld programmer or programming cards
- Add/delete single Card codes or a block of Card codes
- Available as a mullion mount or with an outdoor enclosure



Model 1524


Available as a mullion mount or with an outdoor enclosure



Clicker and a Card

Proxmitters allow use as a Clicker and a Card

Built-in Keypad
For easy programming



Simple Wiring

Designed for easy installation



1000

Stores up to 1000 Card codes



1515 SERIES KEYPADS



Model 1515
Surface Mount
Mobile Phone Compatible




Model 1515
Flush Mount



Model 1504-081
Surface Mount with
Built-in Intercom (also
available as flush mount)

SOLAR AND SMARTPHONE COMPATIBLE

This smartphone-enabled Keypad is ideal for controlling doors or gates. The simple to install and use DKS Manager and User Apps make this Keypad a sure bet for either stand-alone use or as a Telephone Entry controlled Access Device.



Easy Programming
Program from the Keypad or
from a Smartphone with the DKS
Manager App



Smartphone App
Simple for user entry

KEY FEATURES:

- Add or delete individual codes from an smartphone using the DKS App
- User app for easy entry
- Available as Weigand output for Access Control Systems, or as a stand-alone unit
- Surface mount vandal-resistant metal case
- Low power mode for solar applications
- Operates on 12 to 24 volt AC or DC power
- "Hold" codes to latch open a door or gate
- Stores up to 400 codes, 4 or 5-digit
- Smartphone app not available with standard housing enclosures



1500 SERIES KEYPADS

FOR CONNECTION TO AN ACCESS CONTROLLER OR STAND ALONE



Model 1506
Surface Mount



Model 1506
Flush Mount



Model 1504-086
Surface Mount with
Built-in Intercom (also
available as flush mount)

The DKS 1500 Series family of Keypads provides access control for virtually any application where digital code entry is desired, and they are available for stand-alone applications or for connection to an Access Controller. The 1504 model adds an Intercom Substation to the 1506 Series, allowing voice communication via connection to a master Intercom Station.



Lighted Keys
For easy nighttime operation



**Digital Keypad
Code Entry**
Enter 4 or 5-digit unique PIN to gain
entry, up to 1000 4-digit entry codes

KEY FEATURES:

- Rugged steel cabinet with stainless steel faceplates and metal Keypads
- PIN (Personal Identification Number) codes are programmable from the Keypad
- EEPROM memory will not lose programmed codes during power outages
- Secondary Keypad capability for controlled entry/exit applications (1506 only)
- Ideal for controlling doors or gates
- "Hold" codes to latch open a door or gate
- Stores up to 1000 4-digit entry codes, 6 5-digit entry codes

ACCESS CONTROLLER KEYPADS



Model 1815-250
Keypad with DK Prox
Card Reader

ACCESS KEYPADS CONTROLLED BY TELEPHONE ENTRY SYSTEMS ONLY

Otherwise known as “26-bit Wiegand output” devices, the DKS 1500 Series family of Keypads provides access control for virtually any application where digital code entry is desired with connection to an Access Controller. These Keypads are not designed for stand-alone operation, and must be connected to an Access Controller.



Model 1815-052
Flush Mount



Model 1815-051
Surface Mount



Model 1815-059
Mobile Phone
Compatible



Model 1815-053
Single Gang Silver



Surface/Post Mount
As well as flush mount and single
gang electrical box versions



Easily Integrated
With the DKS 1830 series of
telephone entry control systems

KEY FEATURES:

- Single gang electrical box model available in silver or black finish
- Flush or surface mount versions available
- Backlit Keypad numbers
- Combination Keypad and Card Reader - each operate independently of each other and available with DKS Prox, HID, or AWID readers
- Smartphone manager programming, and user entry, with DKS Apps



Wiegand



Apartments & College
Residence Halls



Commercial
& Industrial



Self
Storage



Parking



Mixed Use
Buildings



Maximum
Security

DOOR CONTROL EXIT BUTTONS



Model 1211-90
Piezoelectric Single Gang

TELEPHONE ENTRY SYSTEM CONTROLLED OR STAND ALONE

These DKS Interior Door Control Stations can be used in a variety of applications to meet basic stand-alone door access, or for automated gate and door control requirements. Standard & Piezoelectric (electricity resulting from pressure) Exit Switches provide a release device for doors secured with a magnetic lock or electric strike.



Model 1211-91
Mullion Mount



Model 1211-080
Single Gang



Model 1211-081
Mullion Mount



Model 1211-083
No Touch Single Gang



Stainless Steel Faceplates
Designed to mount into a single gang electrical box, or mullion mount



Door Jam Mount
Model 1211-081 exit button can be mounted into the door jam

KEY FEATURES:

- Exit push buttons are typically used as "request to exit" devices in Access Control applications
- Lighted Exit Buttons provide free exit, while Key Switches and Keypads are used to control entry
- Piezoelectric Switches models 1211-090/091 have selectable illumination status (red, green)

1200 KEY SWITCH ACCESS

THE SIMPLE SOLUTION THAT GRANTS YOU ACCESS



Model 1209
Built-in Intercom

The DKS 1207 and 1209 are Momentary Contact Devices, utilizing a mortise cylinder that can be re-keyed by your locksmith to match other access keys. The DKS 1209 includes a built-in eight ohm speaker, push button, and is lighted. The 1209 is designed to be connected to an existing Intercom System and used as a sub-station to the System. The DKS 1210 uses an ACE Key Cylinder that can be turned on for constant contact applications, such as holding an electronic gate system open.



Model 1206
Key Switch



Model 1207
Standard Key



Model 1210
Ace Key for High
Level Security



Stand
Alone



Simple, vandal-resistant Key Switch entry control.

KEY FEATURES:

- Provides convenience and security for basic access control applications
- Designed for outdoor or indoor use
- Can be post or surface mounted
- Steel cabinets and stainless steel faceplate
- Two keys supplied with each unit
- Mortise cylinders used on 1207 and 1209 models, Ace cylinder used on 1210 model
- Intercom option on Model 1209 includes a speaker and push button for connection to an existing intercom system
- Each Key Switch is housed in a rugged steel cabinet with a stainless steel faceplate, making these switches vandal-resistant

Mounting Options

1207, 1209, 1210 can be surface or post mounted for indoor or outdoor use



Construction

1206 ready for easy wall installation



Economical

Stand-alone Key Switches offer value and a variety of Keyed Entry Devices to control access



Stainless Steel

faceplate with a rugged steel cabinet make these switches vandal-resistant



MICROPLUS® RF CONTROLS

HIGHEST LEVEL OF SECURITY

MicroPLUS® RF products provide you with the highest level of security available. Our coding and encryption schemes are not shared with other producers (such as automobile manufacturers), resulting in Transmitter codes that cannot be duplicated or copied.

Model 8040 Receiver

This Receiver can be programmed to receive a signal from the MicroPLUS or MicroCLIK Transmitters, which allows the homeowner to choose their type of Remote.

The 8040 Receiver is also a low-power draw unit designed specifically for the solar application. It remains in a “sleep” mode until it receives a signal from a Transmitter, thus drawing about 1 milli-amp of power.




8040
Receiver

8054
Receiver

Transmitters

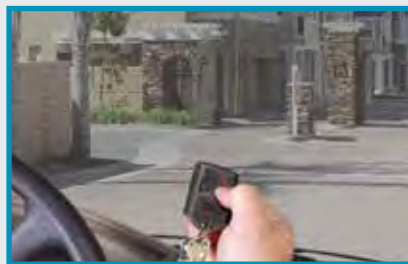
KEY FEATURES:

- Provides remote operation of vehicular access gates from the safety and convenience of a vehicle
- MicroPLUS® Transmitter codes cannot be copied
- Over 286,000,000 Transmitter codes available plus an encrypted “sync” code that changes every time the Transmitter is used
- PROXmtr™ combines a built-in Proximity Card with the MicroPLUS Transmitter into a single unit
- Transmitters available with 1, 2 or 3 buttons
- MicroPLUS® RF controls may be used as a stand-alone Access Control System or can be interfaced with 26, 30 or 31-bit Wiegand Controllers



Codes Cannot Be Copied

Assures that only the original intended transmitters will activate the system



Safety

Provides remote operation of gates from inside your vehicle



Wiegand



Stand Alone



Apartments & College Residence Halls



Apartment Complex & Gated Communities



Commercial & Industrial



Self Storage



Parking



Mixed Use Buildings



Residential



Maximum Security

MICROCLIK® RF CONTROLS

COPY THE CODES TO YOUR CAR'S BUILT-IN TRANSMITTERS

MicroCLIK® RF Controls are designed to provide convenience and security, but do not have copy-proof encoding schemes found in the MicroPLUS® product line. This allows MicroCLIK® Transmitter codes to be copied into the built-in Transmitters found in many luxury automobiles, however we do not guarantee this commonality or functionality.



Transmitters

8057
Receiver

8040
Receiver



Convenience

HomeLink® compatible: copy your codes to your vehicle's built-in system



Antenna Options

Directional yagi antenna for improved range, and antenna amplifiers

KEY FEATURES:

- Provides remote operation of vehicular access gates from the safety and convenience of a vehicle
- Over 1,000,000 Transmitter codes available
- PROXmtr™ includes a built in Proximity Card with the MicroCLIK® Transmitter combining both RF and Card Access Control into a single compact unit
- Transmitters available with 1, 2 or 3 buttons
- MicroCLIK® RF Controls may be used as a stand-alone Access Control System or can be interfaced with 26 or 31-bit Wiegand Controllers
- HomeLink® compatible

DOOR & GATE MAGNETIC LOCKS

1200 LB OF HOLD- NO MOVING PARTS TO WEAR OUT



DKML-S12




DKGL-S6

The DKS series of Door (DKML) and Gate (DKGL) Locks offers a wide range of high-quality electro-magnetic Locks and Brackets to accommodate most access control locking requirements.

Door Locks can be ordered in surface or mortise mount styles, with special options such as LED Lock Status Indicators and a built-in timer for automatic lock reactivation after a preset time.

Gate Locks are designed for outdoor applications. The 1200 lb (544 kg) Lock provides an electrical enclosure with pre-drilled and tapped conduit holes on the top, bottom, side, and back, providing easy wiring and installation. The 600 lb (272 kg) Lock includes a built-in cable assembly for all wiring connections.



DKML-S6* DKSL-M20 DKML-M6 DKML-M3 DKML-S3

*Also available for dual doors



Electric Locks can be mounted anywhere, at any angle, and the simplicity of nonmoving parts assures a long life without the need for maintenance.

KEY FEATURES:

- Fast and easy installation
- No residual magnetism
- Fail-safe operation assures that fire exit paths are unlocked during power outages
- MOV surge protection guards locks from transient voltage spikes

Gate

- Pre-drilled/tapped electrical enclosure conduit holes
- Mounting brackets are pre-drilled/tapped for easy welding of the gate and assembly to the Mag Lock (brackets included), making for easy installation, repairs, and replacement
- Built-in Relay on select models for Gate Lock Status Indication

Door

- LED (R/G) lock status indicates if the lock is secured (green) or not secured (red)
- Built-in time delay eliminates the need for costly add-on exit delay timers



Fail-Safe

To ensure fire exit paths are unlocked during power outages



No Moving Parts

To wear out or break, which assures a locking device with an extremely long life

Quick Release

Pop button assures instant release when power to lock is removed



Mortise Mount

Style available



Holding Force

600 to 1200 lb
(272 to 544 kg)



ELECTRIC LOCKS STRIKES AND DEADBOLTS

STRIKES AND BOLTS TO HELP YOU FEEL SAFE



DKEB
Deadbolt



DKES-C1
Strike



DKES-C2
Strike

Electric Strikes offer an economical way to secure standard doors and are suitable for most cylindrical door locks.

Fail-safe and fail-secure Strikes are available. Electric Deadbolts provide superior security and safety, and include fail-safe operation for doors and gates. Deadbolt options include Lock Sensor, Door Sensor or Lock and Door Sensor models to indicate status of the lock (locked, unlocked) and/or door (open, closed).





Control door access via Access Devices such as Card Readers, or approve access on an individual basis.

KEY FEATURES:

Electric Strikes

- Suitable for most cylindrical door locks
- Easily retrofit into most door or gate frames
- Operate on 12 volt DC power
- Door Strikes are available in both fail-safe and fail-secure models

Electric Dead Bolts

- Provide superior security and safety with fail-safe operation
- Operate on 12 volt DC power
- 5/8 inch (15.8 mm) stainless steel bolt with 5/8 inch (15.8 mm) throw
- Automatic re-lock adjustable from 0-5 seconds
- Options include Lock Sensor, Door Sensor, or Lock and Door Sensor models to indicate status of the lock (locked, unlocked) and/or door (open, closed)

Fail-Safe
to ensure fire exit paths are unlocked during power outages



Economical
Electric Door and Gate Locks provide safety and security



Automatic Re-lock
Adjustable from 0-5 seconds



Stainless Steel
bolt is 5/8" thick with 5/8" throw

