



Video Distributor

MANUAL



VA-1102B-WQ
VA-1102B-WAQ*

1 Video Input
2 Video Outputs



VA-1104B-WQ
VA-1104B-WAQ*

1 Video Input
4 Video Outputs

*VA-1102B-WAQ & VA-1104B-WAQ do not include a Power Adapter

Table of Contents:

Introduction.....	2	Installation.....	2
Specifications.....	2	Overview.....	3
Parts List.....	2	Sample application	4
Features.....	2	Troubleshooting.....	4

Introduction:

The SECO-LARM Video Distributors are the ideal way to distribute a single video signal to multiple locations. Using noise-rejection circuitry, the video distributors actively duplicate video signals to be sent to either 2 or 4 separate locations. The distributor buffers incoming signals before duplication for clean transmission. The unique design allows multiple SECO-LARM CCTV accessories to be interlocked while providing each one with power through the pass-through circuit.

Specifications:

	VA-1102B-WQ VA-1102B-WAQ*	VA-1104B-WQ VA-1104B-WAQ*
Number of inputs	One (1)	
Number of outputs	Two (2)	Four (4)
Video output format	NTSC or PAL	
Video input level	0.8~1.2Vp-p, 75ohms	
Video output level	1Vpp, 75ohms	
Image gain	10dB	
Video bandwidth	10Hz-10MHz	
Operating voltage	12VDC / 24VAC	
Power supply	12VDC @ 500mA	
Current consumption	40mA	100mA
Dimensions	2 ⁷ / ₈ " x 1 ⁷ / ₈ " x 1 ⁵ / ₈ " (73 x 46 x 42 mm)	4 ¹ / ₄ " x 3" x 1 ¹ / ₄ " (117 x 76 x 31 mm)
Weight	2.3 Oz. (65g)	4.1 Oz. (115g)

Parts List:

Video distributor	x 1
Mounting screws	x 2
Power adapter	x 1
(include in VA-1102B-WQ & VA-1104B-WQ only)	

* VA-1102B-WAQ & VA-1104B-WAQ do not include a Power Adapter

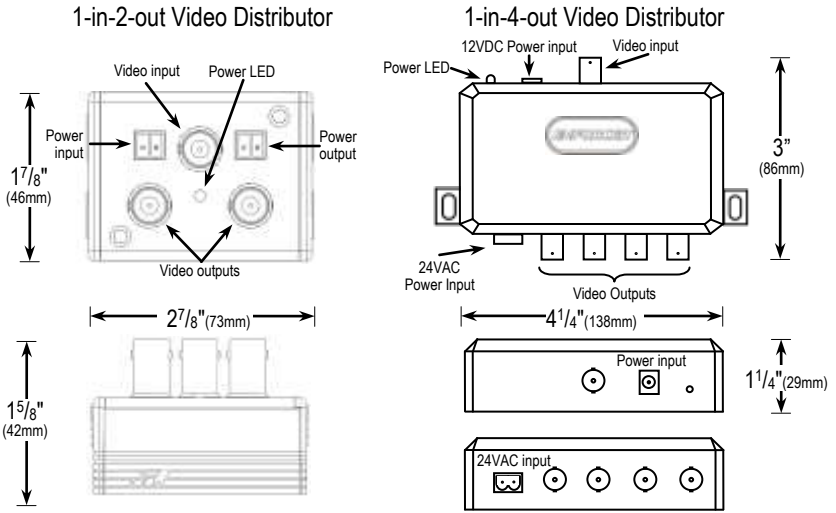
Features:

- Distributes 1 video input to 2 or 4 video outputs
- Gold-plated BNC connectors
- LED power indicator.
- Compatible with both color and B/W signals.
- Designed to interlock with other SECO-LARM CCTV baluns. (VA-1102B-WQ & VA-1102B-WAQ only)
- Connect to a video camera, multiplexer, DVR and so on.
- Signals are cleaned and buffered to ensure clear, video is displayed up to 1000' (300m).
- Pass-through circuit: Power output can power nearby devices. (VA-1102B-WQ & VA-1102B-WAQ only)

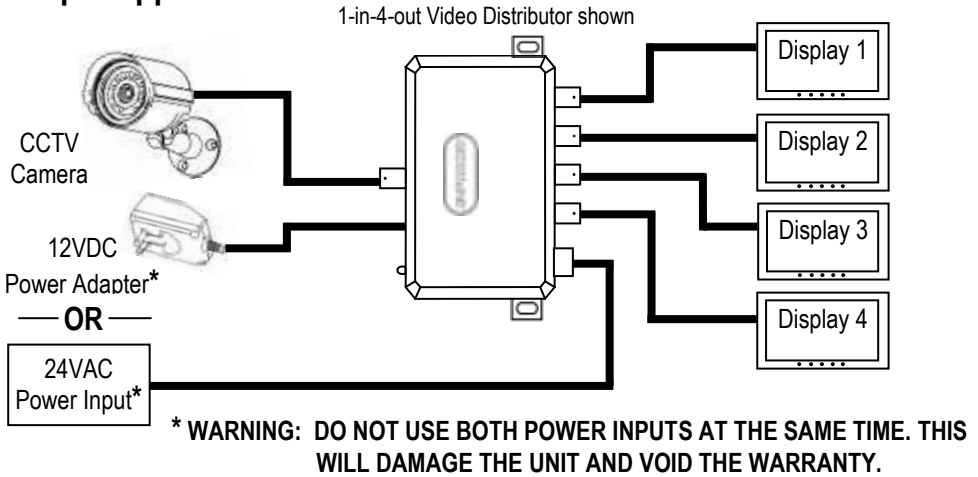
Installation:

1. Mount and install the distributor where the video inputs and outputs can be easily accessed.
2. Plug the male BNC connector into the input female BNC connector on the distributor.
3. Plug the male BNC connectors (2 or 4) into the output female BNC connectors on the distributor.
4. Connect power to the distributor with the included 12VDC power adaptor or to 24VAC.
5. Turn on power to the displays and the video output unit the distributor is connected to.

Overview:

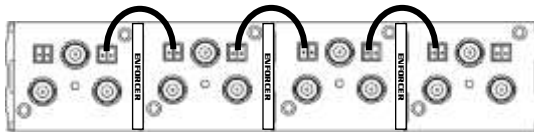


Sample Application:



Patented Interlocking Design:

SECO-LARM Video Distributors are designed to interlock with other SECO-LARM CCTV Accessories. This creates cleaner and more attractive installations, and greatly reduces the time needed for installation.



Interlocking 1-in-2-out Video Distributors

Troubleshooting:

Video Distributor does not function correctly

- Make sure the power, input and output cables are connected firmly to the distributor.
 - Make sure the video input device is turned on.
 - Make sure the video output device is turned on.
 - Test the coaxial cable between the video source and the distributor to make sure it is functional.
 - Test the coaxial cable between the video display and the distributor to make sure it is functional.
-

Power LED indicator not lit

- Make sure power is connected to the distributor.
-

Also Available from SECO-LARM:

Passive VGA Balun



EVT-SBP-GQ

Passive Video Balun



EVT-PB1Q

Video Amplifier



VA-2101B-WQ

SECO-LARM has a complete line of security products.
Please visit www.seco-larm.com for more information.

WARRANTY: This SECO-LARM product is warranted against defects in material and workmanship while used in normal service for a period of one (1) year from the date of sale to the original consumer customer. SECO-LARM's obligation is limited to the repair or replacement of any defective part if the unit is returned, transportation prepaid, to SECO-LARM. This Warranty is void if damage is caused by or attributed to acts of God, physical or electrical misuse or abuse, neglect, repair, or alteration, improper or abnormal usage, or faulty installation, or if for any other reason SECO-LARM determines that such equipment is not operating properly as a result of causes other than defects in material and workmanship. The sole obligation of SECO-LARM, and the purchaser's exclusive remedy, shall be limited to replacement or repair only, at SECO-LARM's option. In no event shall SECO-LARM be liable for any special, collateral, incidental, or consequential personal or property damages of any kind to the purchaser or anyone else.

NOTICE: The information and specifications printed in this manual are current at the time of publication. However, the SECO-LARM policy is one of continual development and improvement. For this reason, SECO-LARM reserves the right to change specifications without notice. SECO-LARM is also not responsible for misprints or typographical errors. Copyright © 2011 SECO-LARM U.S.A., Inc. All rights reserved. This material may not be reproduced or copied, in whole or in part, without the written permission of SECO-LARM.

SECO-LARM U.S.A., Inc.

16842 Millikan Avenue, Irvine, CA 92606
Tel: 800-662-0800 / 949-261-2999 Fax: 949-261-7326

Website: www.seco-larm.com
E-mail: sales@seco-larm.com



MiVA-110x8-WQZZ_1107.docx