



TownSteel Electronics

TOTAL SOLUTIONS



TOWNSTEEL SECURES YOUR PROPERTY LIKE A VAULT

Index

5000 Touch Keypad/RFID Smart with RF or BLE

e-Genius 5000	3
e-Elite 5000	5
e-Secure 5000	7
e-Secure 5000-XADB	9
e-Smart 5000	11

4000 Touch Keypad/RFID

e-Genius 4000	13
e-Elite 4000	15
e-Secure 4000	17
e-Secure 4000-XADB	18
e-Smart 4000	19

2000 Standard Keypad

e-Genius 2000	21
e-Elite 2000	23
e-Secure 2000	25
e-Secure 2000-XADB	26
e-Smart 2000	27



TOWNSTEEL SECURES YOUR PROPERTY LIKE A VAULT

INTRODUCING: 4 NEW SERIES OF ELECTRONIC LOCKS

TownSteel, a manufacturing company of BHMA/ANSI certified Architectural Hardware, is pleased to announce the release of 4 new series of **UL 10C 3 Hour Rated** electronic locks:

e-Genius Interconnect Lock

The e-Genius is the new standard for interconnect locks. This revolutionary and patented design brings a level of security not found in locks of this type. Easy to lock and unlock with single motion action from the inside as well as the outside.

e-Elite Cylindrical Lock

For every entry door that requires a cylindrical lock set there is an electronic e-Elite solution. TownSteel's ANSI/BHMA Grade 1 e-Elite is the ideal lock for security as well as ease of access. The compact design is architecturally pleasing and easy to retrofit in an existing door preparation.

e-Smart Deadbolt

With a state of the art design, our motor driven bolt is the perfect solution for your doors requiring a deadbolt. The e-Smart is a strong and durable product that is easy to install yet adds the security you need.

e-Secure Rigid / Clutched / Automatic Deadbolt Motorized Mortise Locks

Your door is secure every time you close it with the TownSteel automatic deadbolt feature. Mortise locks are the workhorse of all the mechanical lock designs. When you add the auto deadbolt with the electronic lock features, you now have the highest level of security.

All four of these locks are available in the following model numbers:

1. 2000 Standard Keypad

2. 4000 Touch Keypad/RFID

3. 5000 Touch Keypad/RFID Smart with RF or BLE



e-Genius



e-Secure

TownSteel MTH 5000 Series



For multi-housing that requires property management with **ONLINE** or **OFFLINE** control. **ONLINE** control will use either Bluetooth Low Energy (BLE) or WiFi (RF). A gateway for BLE or for WiFi will be used to connect to the internet. The management system can be on a local server or on the cloud.



5000 Series

e-Genius 5000

Smart Interconnect Lock

e-Genius 5000-RF
e-Genius 5000-BLE



Either Bluetooth Low Energy (BLE) or WiFi (RF)



Bluetooth low energy (BLE)

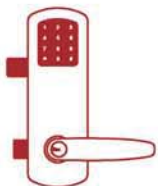


WiFi (RF)

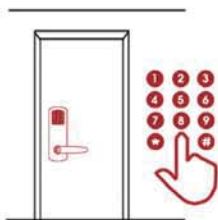
※ Gateway sold separately

This is a true interconnect lock on both the inside and outside with a motorized locking device.

Features



Offers the highest strength and security that locks your property like a vault. The design provides the ability to lock or unlock with a single motion of the lever from the inside or outside.



Programmable with 99 pin codes and 300 MIFARE RFID cards/stickers capacity. It also has a mechanical key override.

-  Two locks in one, locks both latch bolt and deadbolt
-  Open and lock both bolts with single motion
-  Connects security with convenience
-  5000 offers online real time control
-  Audit trail 3000 records
-  Always online and automatically updates
-  Time zone control
-  Program user's schedules
-  Remote opening
-  Assign temporary user codes and time schedule
-  Total control from TownSteel APP
-  One Gateway can control up to 26 locks & devices that are within WiFi range

e-Genius 5000

Smart Interconnect Lock

Mechanical Specifications

- Door Thickness: 1-3/4"
- Backset: 2-3/8" - 2-3/4" adjustable
- Clutched trim
- Latch Bolt: 1/2" throw stainless steel deadlocking
- Deadbolt: 1" stainless steel deadbolt
- Faceplates: 1" x 2-1/4" with radius corners
- Latch Strike: Full lip with radius corners
- Deadbolt Strike: 1-1/8" x 2-3/4" radius corners with security underplate
- Escutcheon: Zinc front cover and steel back cover
- Lever: Zinc or stainless steel
- 4" or 5-1/2" deadbolt center to latch bolt center distance available

Electronic Specifications

- Programmable at the lock
- Battery operated, no hard wiring required
- Low battery warning
- 12-key illuminated touch keypad
- 99 pin codes and 300 MIFARE RFID cards/stickers capacity
- Multi-functional APP via BLE or WiFi available
- Non-volatile memory
- Weather resistant

Cylinder Specifications

6 pin Schlage® C keyway, standard, high security cylinder available

Available Hardware Finishes

- 605 / US3 / Bright Brass
- 619 / US15 / Satin Nickel
- 622 / US19 / Flat Black
- 625 / US26 / Bright Chrome
- 626 / US26D / Satin Chrome
- Custom finishes available upon request

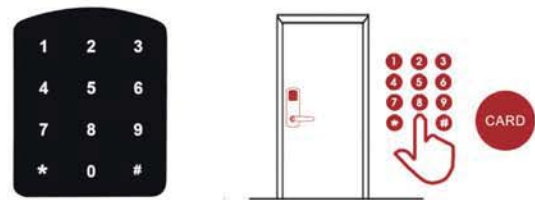
Available Lever Styles

-  Sentinel(S)  Quest(Q)
- Custom lever styles available upon request

Code Compliance

- Americans with Disabilities Act
- EU RoHS Directive 2002/95/EC
- ANSI/BHMA A156.12 Grade 1
- UL 10C 3-Hour Rated

Programming Features





- 12-key touch illuminated keypad
- Code length: 6-10 digits
- 99 pin codes capacity
- 300 MIFARE RFID cards capacity

Warranty

- 1-year limited for electronic
- 5-year limited for finish
- 10-year limited for mechanical

How To Order

Series	e-Genius 5000-BLE (Bluetooth) e-Genius 5000-RF (WiFi) e-Genius Dummy	<p>Example:</p> <p><u>e-Genius 5000-BLE - S - 4.00" - 626 - HS</u></p> <p>Series: e-Genius 5000-BLE (Bluetooth)</p> <p>S: Sentinel</p> <p>Center to Center dim: 4.00"</p> <p>Finish: 626 (US26D)</p> <p>Cylinder: High Security</p>
Lever Style	 S: Sentinel  Q: Quest	
Center to Center dim	4.00" 5.50"	
Finish	605 / US3 / Bright Brass 619 / US15 / Satin Nickel 622 / US19 / Flat Black 625 / US26 / Bright Chrome 626 / US26D / Satin Chrome	
Cylinder	Standard- Schlage® C keyway Option- High Security (HS) Option- No key override (NO)	

e-Elite 5000

Smart Cylindrical Electronic Lock

e-Elite 5000-RF
e-Elite 5000-BLE



Either Bluetooth Low Energy (BLE) or WiFi (RF)



Bluetooth low energy (BLE)



WiFi (RF)

※ Gateway sold separately

Features



Offers a low profile design with ANSI/BHMA Grade 1 security. It provides a programmable locking mechanism and unique design for entry doors.



Programmable with 99 pin codes and 300 MIFARE RFID cards/stickers capacity. It also has a mechanical key override.



Easy installation on existing door preparation. Easy field handing change. Install with just a screwdriver and spanner wrench (provided).



■ Always online and automatically updates



■ Time zone control



■ Program user's schedules



■ Remote opening



■ Assign temporary user codes and time schedule



■ Total control from TownSteel APP



■ One Gateway can control up to 26 locks & devices that are within WiFi range

e-Elite 5000



Smart Cylindrical Electronic Lock

Mechanical Specifications

- Door Thickness: 1-3/4"
- Backset: 2-3/4" standard, optional: 5", 2-3/8"
- Rigid or Clutched trim
- Latch Bolt: stainless steel, deadlocking, 1/2" throw
- Faceplate: 1-1/8" x 2-1/4"
- Strike: ASA strike standard, 1-1/4" x 4-7/8"
- Escutcheon: Steel or zinc alloy
- Lever: Zinc or stainless steel

Electronic Specifications

- Programmable at the lock and via WiFi or BLE
- Battery operated, no hard wiring required
- Low battery warning
- 12-key illuminated touch keypad
- 99 pin codes and 300 MIFARE RFID cards capacity
- Non-volatile memory
- Weather resistant lock

Cylinder Specifications

- 6 pin Schlage® C keyway, standard
- Small format IC (SFIC) with or without core
- Best IC core, 6 or 7 pin core, Best® "A" keyway
- Schlage® large format IC less core
- Corbin® 6 pin large format IC less core
- High security 6 pin cylinder with TownSteel "L" keyway
- High security 7 pin SFIC core with TownSteel "L" keyway

Available Hardware Finishes

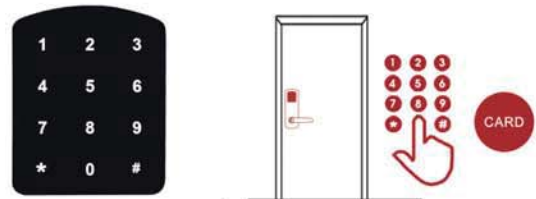
- 605 / US3 / Bright Brass
- 619 / US15 / Satin Nickel
- 622 / US19 / Flat Black
- 625 / US26 / Bright Chrome
- 626 / US26D / Satin Chrome
- Custom finish available upon request

Available Lever Styles



- Custom lever styles available upon request

Programming Features




- 12-key touch illuminated keypad
- Code length: 6-10 digits
- 99 pin code capacity
- 300 MIFARE RFID cards capacity

Code Compliance

- Americans with Disabilities Act
- EU RoHS Directive 2002/95/EC
- ANSI/BHMA A156.2-2011 Grade 1
- UL 10C 3 Hour Rated

Warranty

- 1-year limited for electronic
- 5-year limited for finish
- 10-year limited for mechanical

How To Order	
Series	e-Elite 5010 (rigid) e-Elite 5020 (clutching) e-Elite Dummy
Wireless Connection	RF (WiFi) BLE (Bluetooth)
Lever Style	 S: Sentinel  Q: Quest  G: Gala
Backset	2-3/4", 5", 2-3/8"
Finish	605 / US3 / Bright Brass 619 / US15 / Satin Nickel 622 / US19 / Flat Black 625 / US26 / Bright Chrome 626 / US26D / Satin Chrome
Cylinder	Specify when ordering(see cylinder spec)

Example:

e-Elite 5010 - BLE - S - 2-3/4" - 626

Series: e-Elite 5010 _____

Wireless Connection: BLE (Bluetooth) _____

S: Sentinel _____

2-3/4" backset _____

Finish: 626 (US26D) _____

e-Secure 5000

Smart Motorized Mortise with Touch Keypad

Select standard rigid lever mortise (5010) or clutched lever mortise (5020)

e-Secure 5000-RF

e-Secure 5000-BLE



※ NO CYLINDER DESIGN IS AVAILABLE



Either Bluetooth Low Energy (BLE) or WiFi (RF)



Bluetooth low energy (BLE)



WiFi (RF)

※ Gateway sold separately

Feature

Smart lock technology with maximum security afforded using a grade 1 heavy duty mortise lockset. Built in RFID keycard technology simplifies the management of the system and provides ease of use.

Rotating lever inside retracts both bolts. Key override may be used to gain access if necessary. The locking system is operated by 4 AA alkaline batteries and is not affected by power outages.



■ Always online and automatically updates



■ Time zone control



■ Program user's schedules



■ Remote opening



■ Assign temporary user codes and time schedule



■ Total control from TownSteel APP



■ One Gateway can control up to 26 locks & devices that are within WiFi range

e-Secure 5000



Smart Motorized Mortise with Touch Keypad

Select standard rigid lever mortise (5010) or clutched lever mortise (5020)

Mechanical Specifications

- ANSI/BHMA Grade 1 listed mortise lockset
- UL 10C 3 Hour Rated
- Lever return less than 1/2" (dependent upon lever selection)
- Backset 2-3/4"
- Door thickness: 1-3/4", other upon request
- Stainless steel deadbolt with 1" throw, anti-saw hardened pins
- Stainless steel latch bolt, 3/4" projection, split
- ASA strike, stainless steel or plated
- Handing is field reversible

Cylinder Specifications

- Schlage® C keyway, brass 6 pin cylinder standard
- SFIC, with or without core available, 6 or 7 pin core
- Schlage® LFIC less core, Corbin® LFIC less core available
- High security cylinder available, TownSteel "L" keyway, 6 pin
- High security SFIC core available, TownSteel "L" keyway, 7 pin
- KD, KA, MK, GGMK and construction keying available

Electronic Specifications

- Programmable at the lock or via the APP
- Battery operated, no hard wiring required
- Low battery warning
- 12-key illuminated touch keypad
- 99 pin codes and 300 MIFARE RFID cards capacity
- Multi-functional APP via WiFi or BLE available
- Non-volatile memory
- Weather resistant

Warranty

- 1-year limited for electronic
- 5-year limited for finish
- 10-year limited for mechanical

How To Order	
Series	e-Secure 5010 (rigid) e-Secure 5020 (clutching)
Wireless Connection	RF (WiFi) BLE (Bluetooth)
Lever Style	See TownSteel Lever listing
Finish	605 / US3 / Bright Brass 619 / US15 / Satin Nickel 622 / US19 / Flat Black 625 / US26 / Bright Chrome 626 / US26D / Satin Chrome
Keying	Specify when ordering

Example:

e-Secure 5010 - BLE - S - 626

Series: e-Secure 5010 —————

Wireless Connection: BLE (Bluetooth) —————

S: Sentinel —————

Finish: 626 (US26D) —————

e-Secure 5000-XADB

Automatic Deadbolt Mortise Lock

e-Secure 5000-RF-XADB

e-Secure 5000-BLE-XADB



※ NO CYLINDER DESIGN IS AVAILABLE



Either Bluetooth Low Energy (BLE) or WiFi (RF)



Bluetooth low energy (BLE)



WiFi (RF)

※ Gateway sold separately

Features

Smart lock technology with maximum security afforded using a grade 1 heavy duty mortise lockset. Built in RFID keycard technology simplifies the management of the system and provides ease of use.

Deadbolt projects automatically when closing the door. Rotating lever inside retracts both bolts. Key override may be used to gain access to the room if necessary. The locking system is operated by 4 AA alkaline batteries and is not affected by power outages.



- Always online and automatically updates



- Time zone control



- Program user's schedules



- Remote opening



- Assign temporary user codes and time schedule



- Total control from TownSteel APP



- One Gateway can control up to 26 locks & devices that are within WiFi range

e-Secure 5000-XADB



Automatic Deadbolt Mortise Lock

Mechanical Specifications

- ANSI/BHMA Grade 1 listed mortise lockset
- UL 10C 3 Hour Rated
- Lever return less than 1/2" (dependent upon lever selection)
- Backset 2-3/4"
- Door thickness: 1-3/4", other upon request
- Stainless steel deadbolt with 1" throw, anti-saw hardened pins
- Stainless steel latch bolt, 3/4" projection, split
- ASA strike, stainless steel or plated
- Handing is field reversible

Electronic Specifications

- Programmable at the lock
- Battery operated, no hard wiring required
- Low battery warning
- 12-key illuminated touch keypad
- 99 pin codes and 300 MIFARE RFID cards/stickers capacity
- Multi-functional APP via WiFi or BLE available
- Non-volatile memory
- Weather resistant

Cylinder Specifications

- Schlage® C keyway, brass 6 pin cylinder standard
- SFIC, with or without core available, 6 or 7 pin core
- Schlage® LFIC less core, Corbin® LFIC less core available
- High security cylinder available, TownSteel "L" keyway, 6 pin
- High security SFIC core available, TownSteel "L" keyway, 7 pin
- KD, KA, MK, GGMK and construction keying available

Warranty

- 1-year limited for electronic
- 5-year limited for finish
- 10-year limited for mechanical

How To Order	
Series	e-Secure 5000-XADB-RF (WiFi) e-Secure 5000-XADB-BLE (Bluetooth)
Lever Style	See TownSteel Lever listing
Finish	605 / US3 / Bright Brass 619 / US15 / Satin Nickel 622 / US19 / Flat Black 625 / US26 / Bright Chrome 626 / US26D / Satin Chrome
Keying	Specify when ordering

Example:

e-Secure 5000-XADB-BLE - S - 626

Series: e-Secure 5000-XADB-BLE (Bluetooth)

S: Sentinel

Finish: 626 (US26D)

e-Smart 5000

Smart Deadbolt

e-Smart 5000-RF
e-Smart 5000-BLE



Features

- Programmable at the lock or through an APP
- For single residential homes or multi-housing facilities
- Illuminated touch keypad, RFID card, and mechanical key override
- Robust and unique motor design provides stronger, faster and more reliable gear drive
- Patent pending hybrid gearing design provides quieter operation
- Certified ANSI/BHMA A156.36, Grade 2 listed
- UL 10C 3 Hour Rated
- Available finishes: 605 / US3 / Bright Brass
619 / US15 / Satin Nickel
622 / US19 / Flat Black
625 / US26 / Bright Chrome
626 / US26D / Satin Chrome

Custom finishes available upon request

Electronic Specifications

- Works with gateway via WiFi or BLE
- Powered with 4 AA alkaline batteries, 1 year battery life under normal conditions
- 12-key touch keypad
- Code length: 6 to 10 digits
- 99 pin codes and 300 MIFARE RFID cards capacity

Mechanical Specifications

- Heavy duty motorized deadbolt lock
- Standard 161 door prep
- For door thickness 1-3/4"
- 5 pin brass cylinder, or optional high security cylinder, 2 nickel silver keys
- 1" x 2-1/4" faceplate, plated finish
- 1-1/8" x 2-3/4" strike
- 1" throw deadbolt, anti-saw pins, drive-in deadbolt available
- 2-3/8" and 2-3/4" backset adjustable Dummy trim available for inactive leaf of paired door

Warranty

- 1-year limited for electronic
- 5-year limited for finish
- 10-year limited for mechanical

How To Order

Series	e-Smart 5000-BLE (Bluetooth) e-Smart 5000-RF (WiFi) e-Smart Dummy	<p>Example:</p> <p style="text-align: right;">e-Smart 5000-BLE - 626 - HS</p> <p>Series: e-Smart 5000-BLE (Bluetooth) ————</p> <p>Finish: 626 (US26D) ————</p> <p>Cylinder: High Security ————</p>
Finish	605 / US3 / Bright Brass 619 / US15 / Satin Nickel 622 / US19 / Flat Black 625 / US26 / Bright Chrome 626 / US26D / Satin Chrome	
Cylinder	Standard- Schlage® C keyway Option- High Security (HS)	



TownSteel MTH 4000 Series

Small and medium size properties can consider TownSteel MTH 4000 series, such as e-Genius 4000, e-Smart 4000, e-Elite 4000 or e-Secure 4000 series which offers touch keypad and RFID. Easy programming and easy operation.

4000 Series

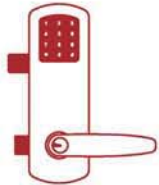
e-Genius 4000

Standalone Interconnect Lock

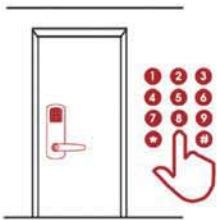


This is a true interconnect lock on both the inside and outside with a motorized locking device.

Features



Offers the highest strength and security that secures your property like a vault. The design provides the ability to lock or unlock with a single motion of the lever from the inside or outside.



Programmable with 99 pin codes and 300 MIFARE RFID cards/stickers capacity. It also has a mechanical key override.



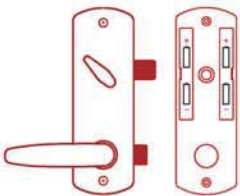
- Two locks in one, locks both latch bolt and deadbolt



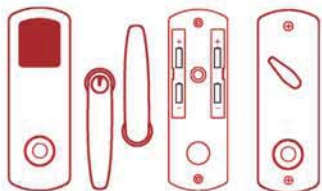
- Open and lock both bolts with single motion



- Connects security with convenience



Powered by 4 AA alkaline batteries and has a 1 year battery life under normal conditions. Low battery warning and a non-volatile memory. It requires no hard wiring.



Available in 2-3/8" - 2-3/4" adjustable backset. It offers commercial style lever trim as well as architectural finish options.

e-Genius 4000



Standalone Interconnect Lock

Mechanical Specifications

- Door Thickness: 1-3/4"
- Backset: 2-3/8" - 2-3/4" adjustable
- Clutched trim
- Latch Bolt: 1/2" throw stainless steel deadlocking
- Deadbolt: 1" stainless steel deadbolt
- Faceplates: 1" x 2-1/4" with radius corners
- Latch Strike: Full lip with radius corners
- Deadbolt Strike: 1-1/8" x 2-3/4" radius corners with security underplate
- Escutcheon: Zinc front cover and steel back cover
- Lever: Zinc or stainless steel
- 4" or 5-1/2" deadbolt center to latch bolt center distance available

Electronic Specifications

- Programmable at the lock
- Battery operated, no hard wiring required
- Low battery warning
- 12-key illuminated touch keypad
- 99 pin codes and 300 MIFARE RFID cards/stickers capacity
- Non-volatile memory
- Weather resistant

Cylinder Specifications

6 pin Schlage® C keyway, standard, high security cylinder optional

Available Hardware Finishes

- 605 / US3 / Bright Brass
- 619 / US15 / Satin Nickel
- 622 / US19 / Flat Black
- 625 / US26 / Bright Chrome
- 626 / US26D / Satin Chrome
- Custom finishes available upon request

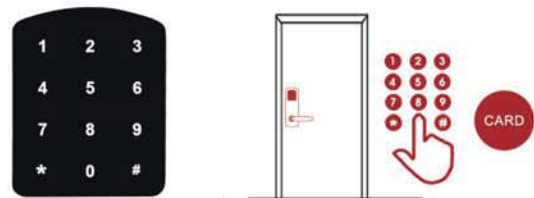
Available Lever Styles

-  Sentinel(S)  Quest(Q)
- Lever styles available upon request

Available Hardware Finishes

- Americans with Disabilities Act
- EU RoHS Directive 2002/95/EC
- ANSI/BHMA A156.12 Grade 1
- UL 10C 3-Hour Rated

Programming Features



- 12-key touch illuminated keypad
- Code length: 6-10 digits
- 99 pin code capacity
- 300 MIFARE RFID card capacity

Warranty

- 1-year limited for electronic
- 5-year limited for finish
- 10-year limited for mechanical

How To Order

Series	e-Genius 4000
Lever Style	  S: Sentinel Q: Quest
Center to Center dim	4.00" 5.50"
Finish	605 / US3 / Bright Brass 619 / US15 / Satin Nickel 622 / US19 / Flat Black 625 / US26 / Bright Chrome 626 / US26D / Satin Chrome
Cylinder	Standard- Schlage® C keyway Option- High Security (HS) Option- No key override (NO)

Example:

e-Genius 4000 - S - 4.00" - 626

Series: e-Genius 5000 _____

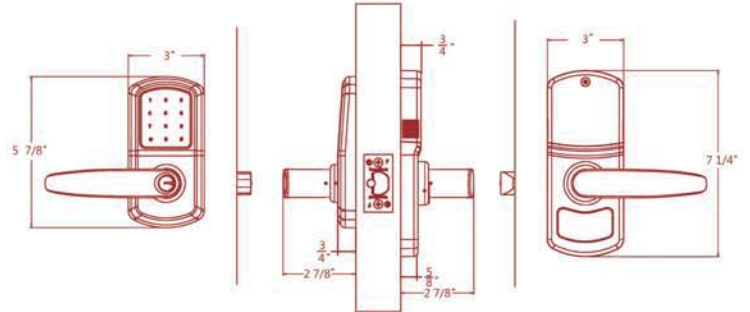
S: Sentinel _____

Center to Center dim: 4.00" _____


Finish: 626 (US26D) _____

e-Elite 4000

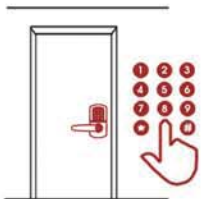
Cylindrical Electronic Lock



Features



Offers a low profile design with ANSI/BHMA Grade 1 Security. It provides a programmable locking mechanism and unique design for entry doors.



Programmable with 99 pin codes and 300 MIFARE RFID cards/stickers capacity. It also has a mechanical key override.



Easy installation on existing door preparation. Easy field handling change. Install with just a screwdriver and spanner wrench (provided).



Low profile durable cylindrical lock



Easy installation and programming



Connects security with convenience

e-Elite 4000



Cylindrical Electronic Lock

Mechanical Specifications

- Door Thickness: 1-3/4"
- Backset: 2-3/4" standard, optional: 5", 2-3/8"
- Rigid or Clutched trim
- Latch Bolt: stainless steel, deadlocking, 1/2" throw
- Faceplate: 1-1/8" x 2-1/4"
- Strike: ASA strike standard, 1-1/4" x 4-7/8"
- Escutcheon: Steel or zinc alloy
- Lever: Zinc or stainless steel

Electronic Specifications

- Programmable at the lock
- Battery operated, no hard wiring required
- Low battery warning
- 12-key illuminated touch keypad
- 99 pin codes and 300 MIFARE RFID cards/stickers capacity
- Non-volatile memory
- Weather resistant lock

Cylinder Specifications

- 6 pin Schlage® C keyway, standard
- Small format IC (SFIC) with or without core
- Best IC core, 6 or 7 pin core, Best® "A" keyway
- Schlage® large format IC less core
- Corbin® 6 pin large format IC less core
- High security 6 pin cylinder with TownSteel "L" keyway
- High security 7 pin SFIC core with TownSteel "L" keyway

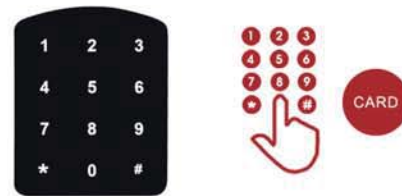
Available Hardware Finishes

- 605 / US3 / Bright Brass
- 619 / US15 / Satin Nickel
- 622 / US19 / Flat Black
- 625 / US26 / Bright Chrome
- 626 / US26D / Satin Chrome
- Custom finish available upon request

Available Lever Styles



Programming Features



12-Key Touch Illuminated Keypad

- 12-key illuminated touch keypad
- Code length: 6-10 digits
- 99 pin code capacity
- 300 MIFARE RFID cards capacity

Code Compliance

- Americans with Disabilities Act
- EU RoHS Directive 2002/95/EC
- ANSI/BHMA A156.2-2011 Grade 1
- UL 10C 3 Hour Rated

Warranty

- 1-year limited for electronic
- 5-year limited for finish
- 10-year limited for mechanical

How To Order

Series	e-Elite 4010 (rigid) e-Elite 4020 (clutching)	<p>Example:</p> <p>e-Elite 4010 - S - 2-3/4" - 626</p> <p>Series: e-Elite 4010</p> <p>S: Sentinel</p> <p>2-3/4" backset</p> <p>Finish: 626 (US26D)</p>
Lever Style	<p>S: Sentinel Q: Quest G: Gala</p>	
Backset	2-3/4", 5", 2-3/8"	
Finish	605 / US3 / Bright Brass 619 / US15 / Satin Nickel 622 / US19 / Flat Black 625 / US26 / Bright Chrome 626 / US26D / Satin Chrome	
Cylinder	Specify when ordering (see cylinder spec)	

e-Secure 4000



Motorized Mortise with Touch Keypad

Select standard rigid lever mortise (2010) or clutched lever mortise (2020)



※ NO CYLINDER DESIGN IS AVAILABLE

Mechanical Specifications

- ANSI/BHMA grade 1 mortise Lockset
- UL 10C 3 Hour Rated
- Lever return less than 1/2" (dependent upon lever selection)
- Backset 2-3/4"
- Door thickness: 1-3/4", other upon request
- Stainless steel deadbolt with 1" throw, anti-saw hardened pins
- Stainless steel latch bolt, 3/4" projection, split
- ASA strike, stainless steel or plated
- Handing is field reversible
- Warranty 1 year limited for electronic, 5 year limited for finish, 10 year limited for mechanical

Electronic Specifications

- Non-volatile memory
- 99 pin codes and 300 MIFARE RFID cards/stickers capacity
- Powered by 4 AA alkaline batteries, 1 year battery life under normal conditions
- Low battery warning

Cylinder Specifications

- Schlage® C keyway, brass 6 pin cylinder standard
- SFIC, with or without core available, 6 or 7 pin core
- Schlage® LFIC less core, Corbin® LFIC less core available
- High security cylinder available, TownSteel "L" keyway, 6 pin
- High security SFIC core available, TownSteel "L" keyway, 7 pin
- KD, KA, MK, GGMK and construction keying available

Warranty

- 1-year limited for electronic
- 5-year limited for finish
- 10-year limited for mechanical

Features

Standalone electronic lock with maximum security afforded using a grade 1 heavy duty mortise lockset.

Built in touch keypad and RFID keycard technology simplifies the management of the system and provides ease of use.

Rotating lever inside retracts both bolts, key override may be used to gain access if necessary. The locking system is operated by 4 AA alkaline batteries and is not affected by power outages.

How To Order	
Series	e-Secure 4010 (rigid) e-Secure 4020 (clutching)
Lever Style	See TownSteel Lever listing
Finish	605 / US3 / Bright Brass 619 / US15 / Satin Nickel 622 / US19 / Flat Black 625 / US26 / Bright Chrome 626 / US26D / Satin Chrome
Keying	Specify when ordering

Example:

e-Secure 4010 - S - 626

Series: e-Secure 4010 _____

S: Sentinel _____

Finish: 626 (US26D) _____

e-Secure 4000-XADB



Automatic Deadbolt Mortise Lock



※ NO CYLINDER DESIGN IS AVAILABLE

Features

Standalone electronic lock with maximum security afforded using a grade 1 heavy duty mortise lockset. Built in touch keypad and RFID keycard technology simplifies the management of the system and provides ease of use.

Deadbolt projects automatically when closing the door. Rotating lever inside retracts both bolts. Key override may be used to gain access if necessary. The locking system is operated by 4 AA alkaline batteries and is not affected by power outages.

Mechanical Specifications

- ANSI/BHMA grade 1 mortise lockset
- UL 10C 3 Hour Rated
- Lever return less than 1/2" (dependent upon lever selection)
- Backset 2-3/4"
- Door thickness: 1-3/4", other upon request
- Stainless steel deadbolt with 1" throw, anti-saw hardened pins
- Stainless steel latch bolt, 3/4" projection, split
- ASA strike, stainless steel or plated
- Handing is field reversible
- Warranty 1 year limited for electronic, 5 year limited for finish, 10 year limited for mechanical

Electronic Specifications

- Non-volatile memory
- 99 pin codes and 300 MIFARE RFID cards/stickers capacity
- Powered by 4 AA alkaline batteries, 1 year battery life under normal conditions
- Low battery warning

Cylinder Specifications

- Schlage® C keyway, brass 6 pin cylinder standard
- SFIC, with or without core available, 6 or 7 pin core
- Schlage® LFIC less core, Corbin® LFIC less core available
- High security cylinder available, TownSteel "L" keyway, 6 pin
- High security SFIC core available, TownSteel "L" keyway, 7 pin
- KD, KA, MK, GGMK and construction keying available

Warranty

- 1-year limited for electronic
- 5-year limited for finish
- 10-year limited for mechanical

How To Order

Series	e-Secure 4000-XADB	<p>Example:</p> <p style="text-align: right;"><u>e-Secure 4000-XADB - S - 626</u></p> <p>Series: e-Secure 4000-XADB _____</p> <p>S: Sentinel _____</p> <p>Finish: 626 (US26D) _____</p>
Lever Style	See TownSteel Lever listing	
Finish	605 / US3 / Bright Brass 619 / US15 / Satin Nickel 622 / US19 / Flat Black 625 / US26 / Bright Chrome 626 / US26D / Satin Chrome	
Keying	Specify when ordering	

e-Smart 4000



Smart Deadbolt



Electronic Specifications

- Powered with 4 AA alkaline batteries, 1 year battery life in normal conditions
- 12-key touch keypad
- Code length: 6 to 10 digits
- 99 pin codes and 300 MIFARE RFID cards/stickers capacity

Mechanical Specifications

- Heavy duty motorized deadbolt lock
- Standard 161 door prep
- For door thickness 1-3/4"
- 5 pin brass cylinder, or optional high security cylinder, 2 nickel silver keys
- 1" x 2-1/4" faceplate, plated finish
- 1-1/8" x 2-3/4" strike
- 1" throw deadbolt, anti-saw pins, drive-in deadbolt available
- 2-3/8" and 2-3/4" backset adjustable
- Dummy trim available for inactive leaf of paired door

Features

- Programmable at the lock
- For single residential homes or multi-housing facilities
- Illuminated touch keypad, RFID card, and mechanical key override
- Robust and unique motor design provides stronger, faster and more reliable gear drive
- Patent pending hybrid gearing design provides quieter operation
- Certified ANSI/BHMA A156.36, Grade 2 listed
- 3 hour UL fire rated and NFPA 80 fire code certified
- Available finishes: 605 / US3 / Bright Brass
619 / US15 / Satin Nickel
622 / US19 / Flat Black
625 / US26 / Bright Chrome
626 / US26D / Satin Chrome

Custom finishes available upon request

Programming Features



- RFID 13.56 MHz
- 300 MIFARE RFID cards/stickers capacity
- Custom logo imprinting available

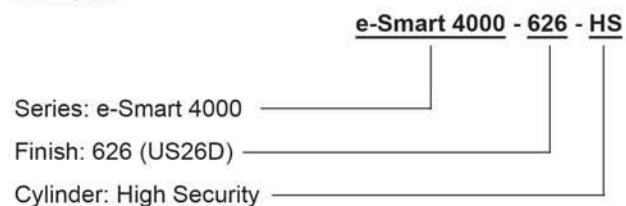
Warranty

- 1-year limited for electronic
- 5-year limited for finish
- 10-year limited for mechanical

How To Order

Series	e-Smart 4000
Finish	605 / US3 / Bright Brass 619 / US15 / Satin Nickel 622 / US19 / Flat Black 625 / US26 / Bright Chrome 626 / US26D / Satin Chrome
Cylinder	Standard- Schlage® C keyway Option- High Security (HS)

Example:





TownSteel MTH 2000 Series

TownSteel MTH 2000 series uses a durable metal keypad. Simple and easy to use, allows 100 users with easy programming and operation.

2000 Series

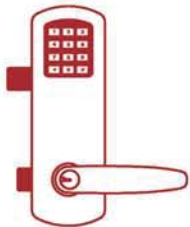
e- Genius 2000

Standalone Interconnect Lock



This is a true interconnect lock on both the inside and outside with a motorized locking device.

Features



Interconnect Lock is a true interconnected lock on both the inside and outside. It is operated using a keypad or mechanical key. The Interconnect Lock has an easy extension of the deadbolt by lifting the inside or outside lever. Offers dual retraction of the latch bolt and deadbolt by rotating the inside or unlocked outside lever. A locked latch bolt provides the Interconnect Lock extra security. The Interconnect Lock has an adjustable backset and 4" or 5 1/2" center to center design.



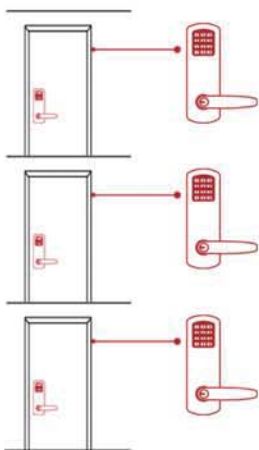
- Two locks in one, locks both latch bolt and deadbolt



- Open and lock both bolts with single motion



- Connects security with convenience



Interconnect Lock provides a programmable locking mechanism and unique design for multi-housing entry doors.

e- Genius 2000



Standalone Interconnect Lock

Mechanical Specifications

- Door Thickness: 1-3/4"
- Backset: 2-3/8" - 2-3/4" adjustable
- Clutched trim
- Latch Bolt: 1/2" throw stainless steel deadlocking
- Deadbolt: 1" stainless steel deadbolt
- Faceplates: 1" x 2-1/4" with radius corners
- Latch Strike: Full lip with radius corners
- Deadbolt Strike: 1-1/8" x 2-3/4" radius corners with security underplate
- Escutcheon: Zinc front cover and steel back cover
- Lever: Zinc or stainless steel
- 4" or 5-1/2" deadbolt center to latch bolt center distance available

Electronic Specifications

- Offline lock, programmable at the lock
- Weather resistant design
- 100 User codes, 5 Service codes capacity
- Lock powered by 4 AA alkaline batteries, 1 year battery life under normal conditions
- Standard 12-key illuminated keypad
- Low battery warning

Available Lever Styles

-  Sentinel(S)
-  Quest(Q)
- Custom lever styles available upon request

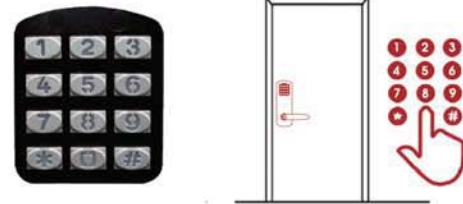
Available Hardware Finishes

- 605 / US3 / Bright Brass
- 619 / US15 / Satin Nickel
- 622 / US19 / Flat Black
- 625 / US26 / Bright Chrome
- 626 / US26D / Satin Chrome
- Custom finish available upon request

Code Compliance

- Complies with ANSI/BHMA A156.12 Grade 2 standards
- UL 10C 3 Hour Rated
- Meets the American with Disabilities Act guidelines
- Meets NFPA 80 Fire Code requirements

Programming Features





- 12-key standard illuminated keypad
- Code length: 4-6 digits

Warranty

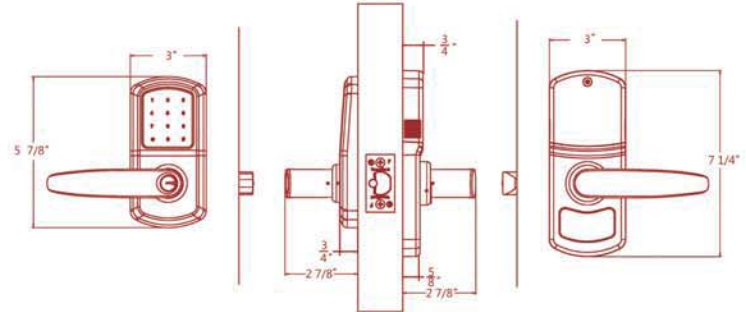
- 1-year limited for electronic
- 5-year limited for finish
- 10-year limited for mechanical

How To Order

Series	e-Genius 2000		<p>Example:</p> <p style="text-align: center;"><u>e-Genius 2000 - S - 4.00" - 626 - HS</u></p> <p>Series: e-Genius 2000 _____</p> <p>S: Sentinel _____</p> <p>Center to Center dim: 4.00" _____</p> <p>Finish: 626 (US26D) _____</p> <p>Cylinder: High Security _____</p>
Lever Style	 S: Sentinel  Q: Quest		
Center to Center dim	4.00" 5.50"		
Finish	605 / US3 / Bright Brass 619 / US15 / Satin Nickel 622 / US19 / Flat Black 625 / US26 / Bright Chrome 626 / US26D / Satin Chrome		
Cylinder	Standard- Schlage® C keyway Option- High Security (HS) Option- No key override (NO)		

e-Elite 2000

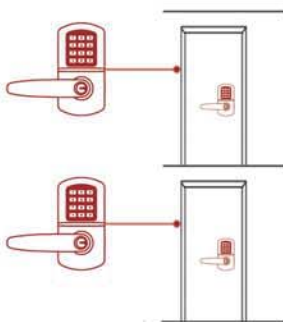
Cylindrical Electronic Lock



Features



Offers a low profile design with ANSI/BHMA Grade 1 Security. It provides a programmable locking mechanism and unique design for entry doors.



Programmable with 100 pin codes and 5 service codes per lock. It also has a mechanical key override.



Easy installation on existing door preparation. Easy field handing change. Install with just a screwdriver and spanner wrench (provided).



- Low profile durable cylindrical lock



- Easy installation and programming



- Connects security with convenience

e-Elite 2000



Cylindrical Electronic Lock

Mechanical Specifications

- Door Thickness: 1-3/4"-2"
- Backset: 2-3/4", optional: 5", 2-3/8"
- Clutched trim
- Latch bolt: stainless steel, deadlocking, 1/2" throw
- Faceplate: 1-1/8" x 2-1/4"
- Strike: ASA strike standard, 1-1/4" x 4-7/8"
- Escutcheon: Steel or zinc alloy
- Lever: Zinc or stainless steel

Electronic Specifications

- Programmable at the lock
- Battery operated, no hard wiring required
- Low battery warning
- Standard 12-key illuminated keypad
- Non-volatile memory
- Weather resistant lock

Cylinder Specifications

- 6 pin Schlage® C keyway, standard
- Small format IC (SFIC) with or without core
- Best IC core, 6 or 7 pin core, Best® "A" keyway
- Schlage® large format IC less core
- Corbin® 6 pin large format IC less core
- High security 6 pin cylinder with TownSteel "L" keyway
- High security 7 pin SFIC core with TownSteel "L" keyway

Available Hardware Finishes

- 605 / US3 / Bright Brass
- 619 / US15 / Satin Nickel
- 622 / US19 / Flat Black
- 625 / US26 / Bright Chrome
- 626 / US26D / Satin Chrome
- Custom finishes available upon request

Available Lever Styles

-  Sentinel(S)  Quest(Q)  Gala(G)
- Custom lever styles available upon request

Programming Features



12-Key Touch Illuminated Keypad

- 12-key illuminated touch keypad
- Code length: 4-6 digits
- 100 User codes, 5 Service codes capacity

Code Compliance

- Americans with Disabilities Act
- EU RoHS Directive 2002/95/EC
- ANSI/BHMA A156.2-2011 Grade 1
- UL 10C 3 Hour Rated

Warranty

- 1-year limited for electronic
- 5-year limited for finish
- 10-year limited for mechanical

How To Order

Series	e-Elite 2010 (rigid) e-Elite 2020 (clutching)	<p>Example:</p> <p style="text-align: center;"><u>e-Elite 2010 - S - 2-3/4" - 626</u></p> <p>Series: e-Elite 2010 _____</p> <p>S: Sentinel _____</p> <p>2-3/4" backset _____</p> <p>Finish: 626 (US26D) _____</p>
Lever Style	 S: Sentinel  Q: Quest  G: Gala	
Backset	2-3/4", 5", 2-3/8"	
Finish	605 / US3 / Bright Brass 619 / US15 / Satin Nickel 622 / US19 / Flat Black 625 / US26 / Bright Chrome 626 / US26D / Satin Chrome	
Cylinder	Specify when ordering(see cylinder spec)	

e-Secure 2000



Motorized Mortise with Standard Keypad

Select standard rigid lever mortise (2010) or clutched lever mortise (2020)



※ NO CYLINDER DESIGN IS AVAILABLE

Features

Standalone electronic lock with maximum security afforded using a grade 1 heavy duty mortise lockset. Metal keypad simplifies the management of the system and provides ease of use.

Key override may be used to gain access if necessary. The locking system is operated by 4 AA alkaline batteries and is not affected by power outages.

Mechanical Specifications

- ANSI/BHMA grade 1 mortise lockset
 - UL 10C 3 Hour Rated
 - Lever return less than 1/2" (dependent upon lever selection)
 - Backset 2-3/4"
 - Door thickness: 1-3/4", other upon request
 - Stainless steel deadbolt with 1" throw, anti-saw hardened pins
 - Stainless steel latch bolt, 3/4" projection, split
 - ASA strike, stainless steel or plated
- Handing is field reversible

Electronic Specifications

- Non-volatile memory
- 100 User codes, 5 Service codes capacity
- Powered by 4 AA alkaline batteries, 1 year battery life under normal conditions
- Low battery warning
- 4-6 digit pin code

Cylinder Specifications

- Schlage® C keyway, brass 6 pin cylinder standard
- SFIC, with or without core available, 6 or 7 pin core
- Schlage® LFIC less core, Corbin® LFIC less core available
- High security cylinder available, TownSteel "L" keyway, 6 pin
- High security SFIC core available, TownSteel "L" keyway, 7 pin
- KD, KA, MK, GGMK and construction keying available

Warranty

- 1-year limited for electronic
- 5-year limited for finish
- 10-year limited for mechanical

How To Order

Series	e-Secure 2010 (rigid) e-Secure 2020 (clutching)
Lever Style	See TownSteel Lever listing
Finish	605 / US3 / Bright Brass 619 / US15 / Satin Nickel 622 / US19 / Flat Black 625 / US26 / Bright Chrome 626 / US26D / Satin Chrome
Keying	Specify when ordering

Example:

e-Secure 2010-S-626

Series: e-Secure 2010 _____

S: Sentinel _____

Finish: 626 (US26D) _____

e-Secure 2000-XADB



Automatic Deadbolt Mortise Lock



※ NO CYLINDER DESIGN IS AVAILABLE

Features

Standalone electronic lock with maximum security afforded using a grade 1 heavy duty mortise lockset. Metal keypad simplifies the management of the system and provides ease of use.

Deadbolt projects automatically when closing the door. Rotating inside lever retracts both bolts. Key override may be used to gain access if necessary. The system is operated by 4 AA alkaline batteries and is not affected by power outages.

Mechanical Specifications

- ANSI/BHMA grade 1 mortise lockset
- UL 10C 3 Hour Rated
- Lever return less than 1/2" (dependent upon lever selection)
- Backset 2-3/4"
- Door thickness: 1-3/4", other upon request
- Stainless steel deadbolt with 1" throw, anti-saw hardened pins
- Stainless steel latch bolt, 3/4" projection, split
- ASA strike, stainless steel or plated
- Handing is field reversible

Electronic Specifications

- Non-volatile memory
- 100 User codes, 5 Service codes capacity
- Powered by 4 AA alkaline batteries, 1 year battery life under normal conditions
- Low battery warning
- 4-6 digit pin code

Cylinder Specifications

- Schlage® C keyway, brass 6 pin cylinder standard
- SFIC, with or without core available, 6 or 7 pin core
- Schlage® LFIC less core, Corbin® LFIC less core available
- High security cylinder available, TownSteel "L" keyway, 6 pin
- High security SFIC core available, TownSteel "L" keyway, 7 pin
- KD, KA, MK, GGMK and construction keying available

Warranty

- 1-year limited for electronic
- 5-year limited for finish
- 10-year limited for mechanical

How To Order	
Series	e-Secure 2000-XADB
Lever Style	See TownSteel Lever listing
Finish	605 / US3 / Bright Brass 619 / US15 / Satin Nickel 622 / US19 / Flat Black 625 / US26 / Bright Chrome 626 / US26D / Satin Chrome
Keying	Specify when ordering

Example: e-Secure 2000-XADB - S - 626

Series: e-Secure 2000-XADB _____

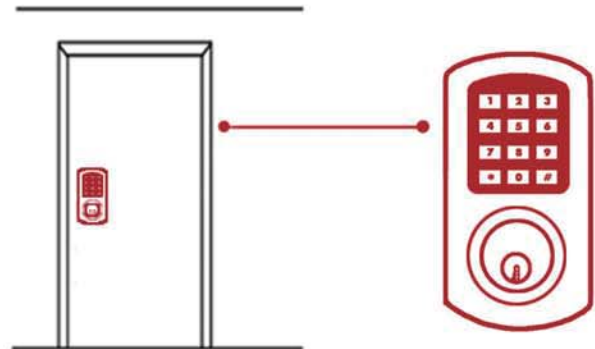
S: Sentinel _____

Finish: 626 (US26D) _____

e-Smart 2000



Standalone Deadbolt



Features

- Offline deadbolt, programmable at the lock – easy installation and programming
- For single residential homes or multi-housing facilities
- Offers 12-key illuminated keypad and mechanical key override
- Robust and unique motor design provides stronger, faster and more reliable gear drive
- Patent pending hybrid gearing design provides quieter operation
- Complies with the ANSI/BHMA Grade 2 and the Americans with Disability Act (ADA)
- UL 10C 3 Hour Rated
- Available finishes: 605 / US3 / Bright Brass
619 / US15 / Satin Nickel
622 / US19 / Flat Black
625 / US26 / Bright Chrome
626 / US26D / Satin Chrome

Custom finishes available upon request

Electronic Specifications

- Offline motorized deadbolt lock, programmable at the lock
- Powered with 4 AA alkaline batteries, 1-year battery life in normal conditions
- Standard 12-key illuminated keypad
- 100 user codes and 5 service codes capacity per lock
- Low battery warning

Mechanical Specifications

- Single cylinder motorized deadbolt lock
- Standard 161 door prep
- For door thickness 1-3/8" to 1-3/4"
- 5 pin brass cylinder, high security cylinder optional, 2 nickel silver keys
- 1" x 2-1/4" faceplate, plated finish
- 2-3/4" x 1-1/8" strike
- 1" throw deadbolt, anti-saw pins, drive-in deadbolt available
- 2-3/8" and 2-3/4" backset adjustable
- Dummy trim available for inactive leaf of paired door

Warranty

- 1-year limited for electronic
- 5-year limited for finish
- 10-year limited for mechanical

How To Order

Series	e-Smart 2000	<p>Example:</p> <p style="text-align: right;">e-Smart 2000 - 626 - HS</p> <p>Series: e-Smart 2000 _____</p> <p>Finish: 626 (US26D) _____</p> <p>Cylinder: High Security _____</p>
Finish	605 / US3 / Bright Brass 619 / US15 / Satin Nickel 622 / US19 / Flat Black 625 / US26 / Bright Chrome 626 / US26D / Satin Chrome	
Cylinder	Standard- Schlage® C keyway Option- High Security (HS)	



e-Elite



e-Smart

TownSteel Electronics
TOTAL SOLUTIONS

