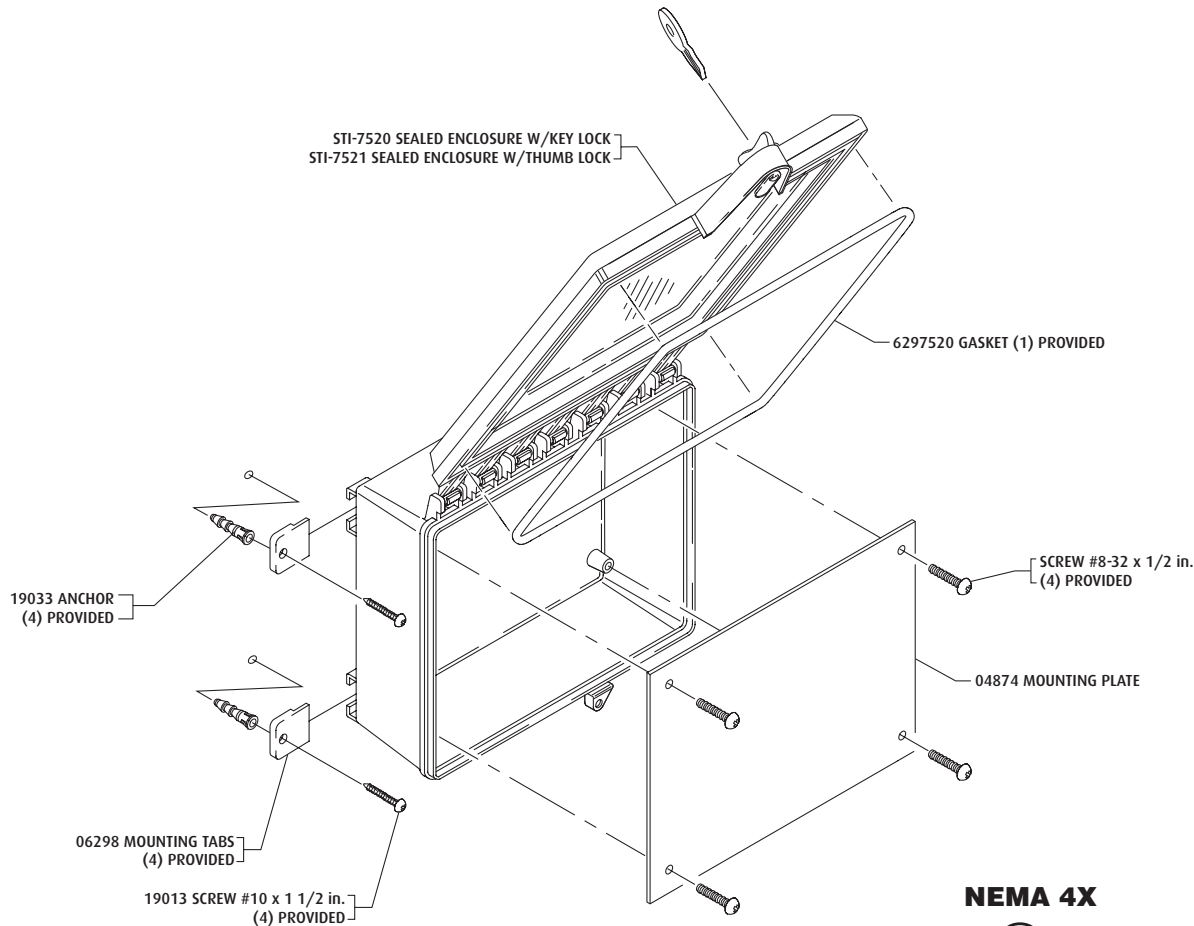


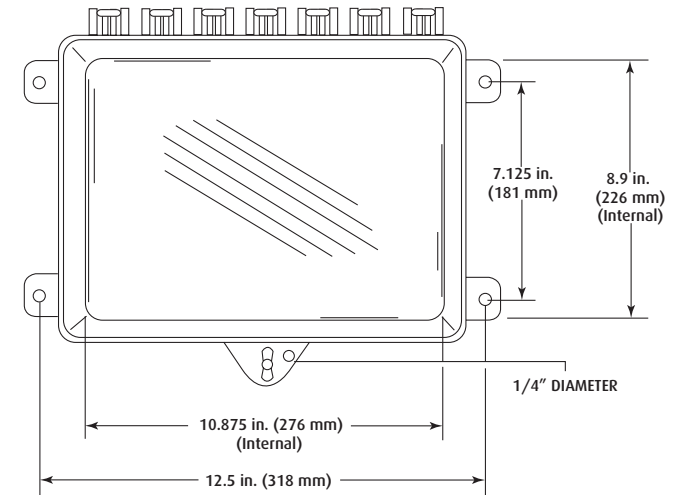


Safety Technology International, Inc.
 2306 Airport Road • Waterford, Michigan 48327-1209
 Phone: 248-673-9898 • Fax: 248-673-1246
 Toll Free: 800-888-4784 • E-mail: info@sti-usa.com
 Web: www.sti-usa.com

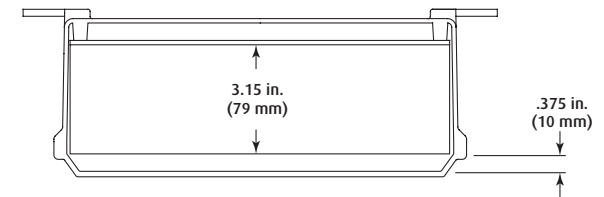
Safety Technology International (Europe) Ltd.
 Unit 49G Pipers Road • Park Farm Industrial Estate • Redditch
 Worcestershire • B98 0HU • England • Tel: 44 (0) 1527 520 999
 Fax: 44 (0) 1527 501 999 • Freephone: 0800 085 1678 (UK only)
 E-mail: info@sti-europe.com • Web: www.sti-europe.com



NEMA 4X



FRONT VIEW



TOP VIEW
INTERNAL PRODUCT DIMENSIONS

INSTALLATION INSTRUCTIONS

1. Insert the (4) mounting tabs into the (4) back box slots.
2. Using the installed mounting tabs as a template, mark and drill (4) 1/4 in. diameter holes and complete installation as shown.

CLEANING INSTRUCTIONS:

Rinse with water to remove abrasive dust and dirt. Wash with soap or mild detergent using a soft cloth. **DO NOT SCRUB OR USE BRUSHES OR ABRASIVES.** Rinse once more, then dry with a soft cloth or chamois. To remove grease or wet paint, rub gently with a cloth wetted thoroughly with naphtha. Then wash and rinse. **DO NOT USE RAZOR BLADES OR GASOLINE.**

Electronic warranty form at www.sti-usa.com/wc14

INSTALLATION OF STI-7520 & STI-7521 NEMA 4X PROTECTIVE CABINET

All specifications and information shown were current as of publication and are subject to change without notice.

7520_21 AUG2008

