

rayMAX 50 FUSION

LOW VOLTAGE INFRA-RED

RAYMAX Fusion is a range of high performance Infra-Red illuminators designed specifically for low voltage installations. The illuminators provide class leading performance, long life and ultra low maintenance. They incorporate Raytec's latest surface mount PLATINUM LED's to deliver excellent night-time pictures with improved optical output and outstanding reliability.


The RAYMAX Fusion series has integrated Command and Control™ circuitry. Installation is quick and easy, requiring only a 12/24V AC/DC input.

Each unit is fitted with Active LED Life Control to carefully control LED output, delivering consistent illumination power and a projected working life of 10 years.

RAYMAX 50 Fusion illuminators are supplied complete with bracket. Control features on the RAYMAX Fusion include adjustable power output, photocell and photocell adjust. The RAYMAX 50 Fusion is available with photocell following contact as standard (for the switching of day/night cameras) or telemetry control as an option. RAYMAX 50 Fusion is suitable for all low light installations up to 60 metres (197ft).



COMMAND AND CONTROL TECHNOLOGY™



POWERFUL

- Distances up to 60m (197ft)
- **PLATINUM** LED technology
- High power - low running costs

FLEXIBLE

- 10, 30, 50 or 120 degree variations
- 12/24V AC/DC input
- Command and Control technology™

RELIABLE

- 10 year life
- Active LED life control
- Vandal Resistant

CONTROLLED

- Zero Light Pollution
- Even Output Illumination
- Semi-Covert or Covert Options

APPLICATIONS



rayTEC[®]



PLATINUM ADVANCED SMT LED TECHNOLOGY

PLATINUM illuminators integrate cutting-edge SMT LED technology, light intensification miniature optics (LIMO) and an enhanced Cool Running™ thermal management system into a single ultra high performance LED. The result is World leading power, reliability and flexibility.



ACTIVE LED LIFE CONTROL

All Raytec illuminators employ cutting edge materials science techniques to improve thermal efficiency throughout the unit and ensure continuity of LED power. The New Advanced Cool Running™ system draws heat away from the LEDs, shielding the LED from abnormal stress, and allows Raytec LED products to deliver outstanding performance and consistency of illumination throughout the operational life of the illuminator.



COMMAND AND CONTROL TECHNOLOGY

Integrated into all Fusion Illuminators, Command and Control technology provides photocell, photocell level adjustment and power adjustment functionality on the actual illuminator. This eliminates the need for a specialist external power supply.



VANDAL RESISTANT

The polycarbonate lens design protects against severe blows from crowbars, baseball bats and can even withstand successive shots from air pistols and rifles (range dependant).



ENERGY SAVING

All Raytec illuminators use high efficiency LED's and advanced control methods to deliver extremely low electrical consumption. Raytec illuminators are energy saving and deliver huge savings in running costs compared to traditional bulb illuminators.



HIGH DEFINITION LIGHTING


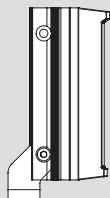
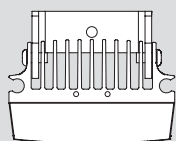
High Definition Lighting allows cameras to provide crystal clear, high signal images during the hours of darkness. The breakthrough in HD lighting is made possible with Raytec's high power LED technology delivering increased power on scene.

5 YEAR WARRANTY

All Raytec CCTV illuminators are provided with a 5 year warranty, unmatched anywhere in the CCTV lighting industry. Raytec illuminators provide guaranteed long life!



TECHNICAL SPECIFICATIONS



ILLUMINATOR & INTEGRATED PSU

<i>Max Distance:</i>	up to 60m (197ft)
<i>Angle:</i>	10, 30, 50 or 120 degrees
<i>Optics:</i>	SMT LED's
<i>Consumption:</i>	22W max
<i>Input:</i>	12/24V AC/DC
<i>Voltage:</i>	13.5V current controlled
<i>Weight:</i>	1.0kg (2.2lbs)
<i>Environmental:</i>	IP66
<i>Temp Range:</i>	-50 to +50°C (-58 to 122°F)
<i>Cable Length:</i>	2.5m
<i>Colour:</i>	Black
<i>Wavelength:</i>	850 or 940nm
<i>Dimensions:</i>	135 x 100 x 63mm 5.25" x 4" x 2.5" approx

BRACKETRY

U Bracket included.

INTEGRATED COMMAND AND CONTROL TECHNOLOGY

- Inbuilt Photocell for automatic on/off operation
- Photocell level adjust
- Power adjust from 10-100%
- Photocell Following Contact - can be changed to telemetry input (optional)

PART CODES & DISTANCES

RM50-F-10	RAYMAX 50 Fusion, 10°	850nm + 12/24V Input	60m (197ft)
RM50-F-30	RAYMAX 50 Fusion, 30°	850nm + 12/24V Input	40m (131ft)
RM50-F-50	RAYMAX 50 Fusion, 50°	850nm + 12/24V Input	28m (92ft)
RM50-F-120	RAYMAX 50 Fusion, 120°	850nm + 12/24V Input	16m (52ft)
RM50-F-10-TEL	RAYMAX 50 Fusion, 10°	850nm + 12/24V Input with telemetry	60m (197ft)
RM50-F-30-TEL	RAYMAX 50 Fusion, 30°	850nm + 12/24V Input with telemetry	40m (131ft)
RM50-F-50-TEL	RAYMAX 50 Fusion, 50°	850nm + 12/24V Input with telemetry	28m (92ft)
RM50-F-120-TEL	RAYMAX 50 Fusion, 120°	850nm + 12/24V Input with telemetry	16m (52ft)
RM50-F-10-C	RAYMAX 50 Fusion, 10°	940nm + 12/24V Input	Contact Raytec
RM50-F-30-C	RAYMAX 50 Fusion, 30°	940nm + 12/24V Input	Contact Raytec
RM50-F-50-C	RAYMAX 50 Fusion, 50°	940nm + 12/24V Input	Contact Raytec
RM50-F-120-C	RAYMAX 50 Fusion, 120°	940nm + 12/24V Input	Contact Raytec

(For telemetry add -TEL eg: RM50-F-30-C-TEL)