

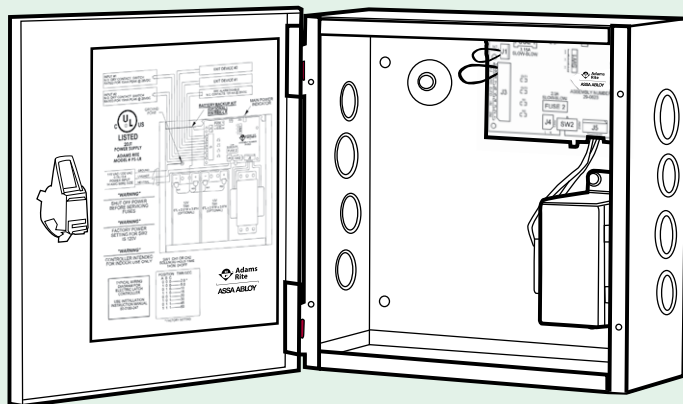
PS-LR Power Supply



Linear power supply with optional battery backup for vertical rod and mortise type exit devices with electric latch retraction (LR) option.

Function

This Adams Rite power supply is strongly recommended for the electric latch retraction (LR) option on vertical rod and mortise types of exit devices. It operates at 28 VDC to power up to two LR exit devices in sequential or independent modes. The PS-LR is also equipped with a fire alarm disconnect interface circuitry.



Operating Modes

The PS-LR is designed to power up to two 3000 LR or 8000 LR exit devices in the following operating modes:

- **Sequential Mode** – A single input switch (dry contact) operates two devices in sequential operation. Ideal for a double-door setup.
- **Independent Mode** – Each LR exit device is controlled by its own input switch.

Specifications

UL1012 + UL1310

CAN/CSA - C22.2 NO. 223

INPUT POWER

- 115 VAC or 230 VAC, 0.7A/0.4A

PRIMARY FUSE

- The PS-LR has two user-serviceable fuses:
 - F1: Transformer output: 4.0A/250V 5x20MM
 - F2: Transformer input: 3.15A/250V 5x20MM

OPEN HOLD TIMES

- The PS-LR has two open hold timers. Hold open time settings are adjustable from 2-60 seconds.

ENCLOSURE

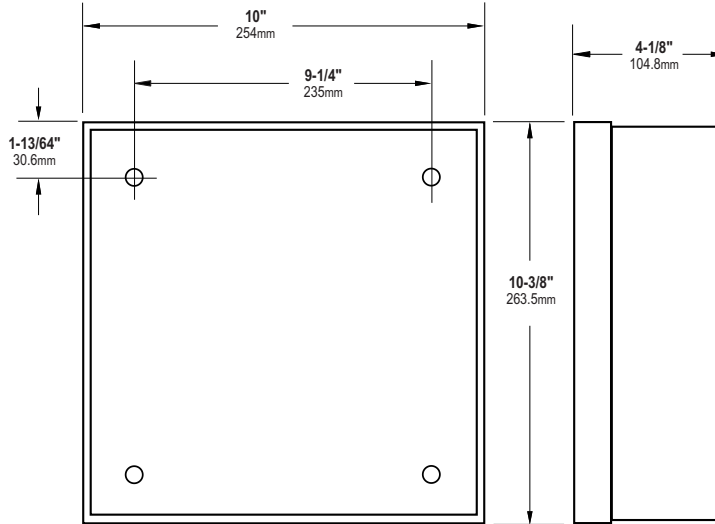
- Hinged, steel cabinet measures 10" x 10-3/8" x 4-1/8". Blue, baked enamel finish, with knockouts for conduit connections. Sized to accommodate two sealed, lead acid batteries (7AH, not included).

OPTIONS

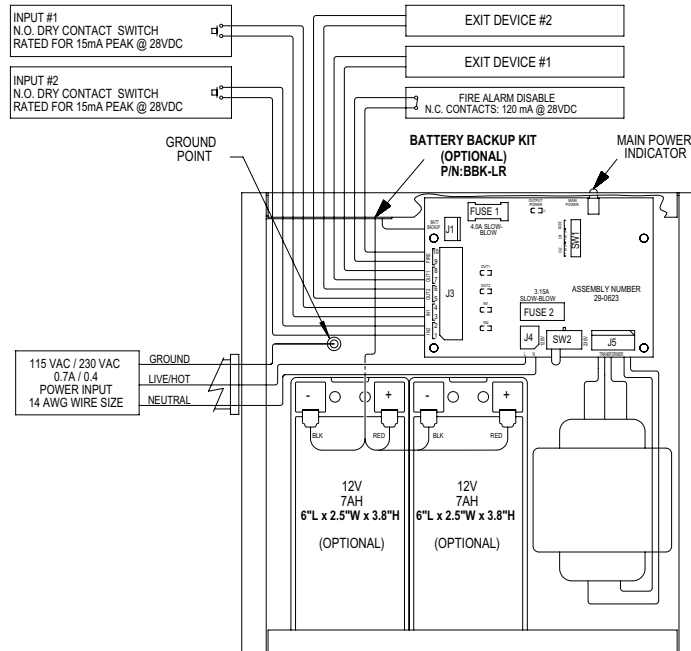
- Battery Backup Kit (BBK-LR) available separately to add battery backup capability to the PS-LR. The enclosure is sized to accommodate two 12 volt – 7AH sealed, lead acid batteries (not included).

All measurements are approximate and are provided for informational purposes only. Refer to the product Installation Instructions.

Dimensions



Layout & Wiring



HOW TO ORDER PS-LR POWER SUPPLY

Specify quantity and the following information. Order related products separately.

	POWER SUPPLY
PS	-LR
	LR Power Supply for exit devices w/ LR option

RELATED PRODUCTS

When purchasing this product, please consider the following related products, available separately:

Accessories

BBK-LR Battery Backup Kit.

Power

4612 Power Transfer Device.

COMPATIBLE PRODUCTS

This product is compatible with the following products:

Deadlatches

4300 Electrified Deadlatch.

Electric Strikes

7100, 7200, 7400 Series Electric Strikes.

Exit Devices

All electrified exit devices with LR Latch Retraction.

Trim

3080 Entry Trim, 3090P/3090C Keyless Entry.