

35ft Retro-Reflective Photoelectric Beam Sensor

E-931-S35RRQ

Range: Up to 35ft (11m)

Features:

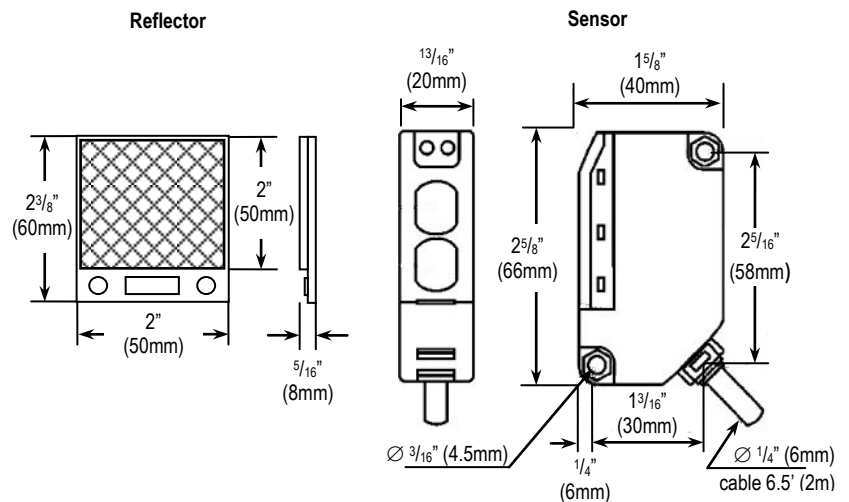
- For outdoors gates, garage doors, etc.
- Operates from 12~240VDC, 24~240VAC.
- Weatherproof (IP 66) construction for indoor/outdoor usage.
- Pre-wired 6ft cord.
- Bracket and mounting hardware included for both sensor and mirror.
- Adjustable sensing distance.
- Compact size.



Specifications

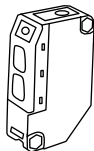
Model	E-931-S35RRQ
Type	Retro-reflective
Sensing range	0.5'~35' (0.2~11 m)
Voltage supply	12~240 VAC/VDC
Current draw	40mA@12VDC
Response time	10ms (max)
Light source	IR LED
LEDs	Yellow LED (standby) Red LED (trigger)
Trigger output	SPDT relay output (NO/NC/COM)
Switching capacity	1A@120VAC / 2A@30VDC
Enclosure	IP66 weatherproof
Ambient temperature	-4°~131°F (-20°~55°C)
Mounting brackets	Included

Dimensions:

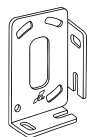


Included:

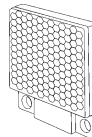
E-931-S35RRQ
Transmitter/Receiver



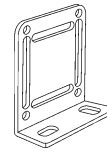
E-931ACC-BLS1Q
Sensor Mounting Bracket



E-931ACC-BR
Reflector



E-931ACC-BLR1
Reflector Mounting Bracket



SECO-LARM

16842 Millikan Ave • Irvine, CA 92606

Tel: 949-261-2999 / 800-662-0800 • Fax: 949-261-7328

sales@seco-larm.com • www.seco-larm.com



Copyright 2012 © SECO-LARM U.S.A., Inc. All rights reserved.
The SECO-LARM policy is one of continual development. For that reason, SECO-LARM reserves the right to change prices and specifications without notice. SECO-LARM is not responsible for misprints.

SECO-LARM CRIMEBUSTER® CBA SLI

pi-E-931-S35RRQ.docx