

HM4L8GR1

Network TDN 8 MP IR Rugged Multi-Imager Dome



HD

ONVIF[®] | SGG

OPERATIONAL		
VIDEO STANDARD	NTSC/PAL	
SCANNING SYSTEM	Progressive scan	
IMAGE SENSOR	Four 1/1.9" 2 MP progressive CMOS	
NUMBER OF PIXELS (H × V)	4096 × 1800	
MINIMUM ILLUMINATION	0.006 lux color @ F2.2, 0 lux B/W (IR LEDs on) @ F2.2	
S/N RATIO	≥ 50 dB	
ELECTRONIC SHUTTER SPEED	Auto, Manual, 1/3 – 1/100,000 s	
IR DISTANCE	Up to 98 ft. (30 m), depending on scene reflectance	
NUMBER OF IR LEDS	6	
DAY/NIGHT	Auto (ICR)/Color/BW	
BACKLIGHT COMPENSATION	BLC/HLC/DWDR	
WHITE BALANCE	Auto/Natural/Street Lamp/Outdoor/Manual	
GAIN CONTROL	Auto/Manual	
NOISE REDUCTION	3DNR	
PRIVACY MASKING	Up to 4 configurable areas	
LENS	Four 5.0 mm, M12, fixed lenses	
ANGLE OF VIEW	Horizontal: 180°; Vertical: 80°	
AUDIO/TWO-WAY	Line In/Out	
ALARM INPUT/OUTPUT	2/2	
ETHERNET	RJ-45 (100/1000Base-T)	
START-UP TIME*	60 seconds	
IP SPECIFICATIONS		
VIDEO COMPRESSION	H.265/H.264/MJPEG; Bit rate control (CBR and VBR)	
RESOLUTION	4096×1800/3840×1680/2880×1264/1024×452/1920×832/1280×560	
FRAME RATE	MAIN STREAM	4096×1800 / 3840×1680 / 2880×1264 at 1–25 fps
	SUB STREAM	1024×452 up to 25/30 fps
	THIRD STREAM	1920×832 / 1280×560 up to 25/30 fps
AUDIO COMPRESSION	G.711a/G.711Mu/AAC/G.726	
AUDIO STREAM	Full duplex, simplex	
SUPPORTED WEB BROWSERS	Internet Explorer [®] (11.0+), Firefox, Chrome	
SUPPORTED OS	Windows [®] 7 32-bit/64-bit	
COMPATIBILITY	ONVIF Profile S, G and Q	
LANGUAGES SUPPORTED	English, Arabic, Czech, Dutch, French, German, Italian, Japanese, Korean, Polish, Portuguese, Russian, Simplified Chinese, Spanish, Turkish	
SUPPORTED PROTOCOLS**	IPv4/v6, TCP/IP, UDP, RTP, RTSP, RTCP, HTTP, HTTPS, SSL, ICMP, FTP, SMTP, DHCP, PPPoE, UPnP, IGMP, SNMP v2c/v3, Bonjour, DNS, DDNS, IEEE 802.1x, QoS, NTP, IP Filter, Multicast, ONVIF	
SECURITY	User account and password protection HTTPS, IP Filter, IEEE 802.1x, Digest authentication, User access log, TLS1.2, AES-256, SSH/Telnet closed, FTP disabled, PCI-DSS compliance, Hardware chipset for private key	
MAXIMUM USERS ACCESS	20 users	

IP SPECIFICATIONS (CON'T)	
EVENT	No SD card, SD card error, SD card capacity warning, Network disconnection, IP address conflict, Illegal access, Face detection, Audio detection, Video tampering, Motion detection
EVENT NOTIFICATION	Record (SD card and FTP), Relay output, Email, Snapshot
VIDEO ANALYTICS	Embedded Analytics: Face detection, Audio detection, Video tampering, Motion detection
MICRO SD	Up to 128 GB microSDHC card, Class 10 (not included)
MICRO SD FUNCTION	<ul style="list-style-type: none"> • Event trigger recording • Continuous and scheduled recording • Automatic recording when network fails
ELECTRICAL	
POWER SUPPLY	PoE+ (802.3at) Class 4, 24 VAC
AC FREQUENCY	50/60 Hz
POWER CONSUMPTION	25 W max. (IR LEDs on)
MECHANICAL	
DIMENSIONS	8.3" × 7.9" (212.0 mm × 201.6 mm)
PRODUCT WEIGHT	7.9 lb. (3.6 kg)
PACKAGE WEIGHT	10.1 lb. (4.6 kg)
OPTIMUM INSTALLATION DISTANCE	> 16.4 ft. (5.0 m), depending on the installation angle and the object size
CONSTRUCTION	Die-cast aluminum housing with powder coat
CONSTRUCTION COLOR	RAL 9003 (White)
ENVIRONMENTAL	
OPERATING TEMPERATURE	–40°F to 140°F (–40°C to 60°C)
RELATIVE HUMIDITY	Less than 95%, non-condensing
INGRESS PROTECTION	IP67
IMPACT RESISTANCE	IK10
REGULATORY	
EMISSIONS	EN55032, ANSI C63.4-2014, ICE 003 Rev6, AS/NZ CISPR 32:2013
IMMUNITY	EN50130-4
SAFETY	EU: EN60950-1, EN60950-2 North America UL listed to UL/CSA 60950-1, 60950-2
ROHS	EN50581
HONEYWELL DEVICE INTEGRATION	
MAXPRO [®] NVR FAMILY	Entry to Enterprise Level Network Video Recorders (version 4.50 and greater)
MAXPRO [®] VMS FAMILY	Entry to Enterprise Level Network Video VMS (version R450 and greater)
DVM	DVM R600.1 SP1
HUS	HUS 5.1

* Start-up time when first starting the camera or after upgrading camera firmware will be 3–4 minutes.

** Some development may be required in specific user cases to support some of these protocols in the field as they mature over time.

8 MP TDN Low-Light Outdoor IR IP Rugged Multi-Imager Dome Cameras



RECOMMENDED ACCESSORIES

SYSTEM INTEGRATION

ONVIF support and open API software integration. Refer to www.onvif.org for the ONVIF specification and the Honeywell Open Technology Alliance website (<http://www.security.honeywell.com/hota/>) to learn more about our open and integrated solutions.



HOUSING AND MOUNTS

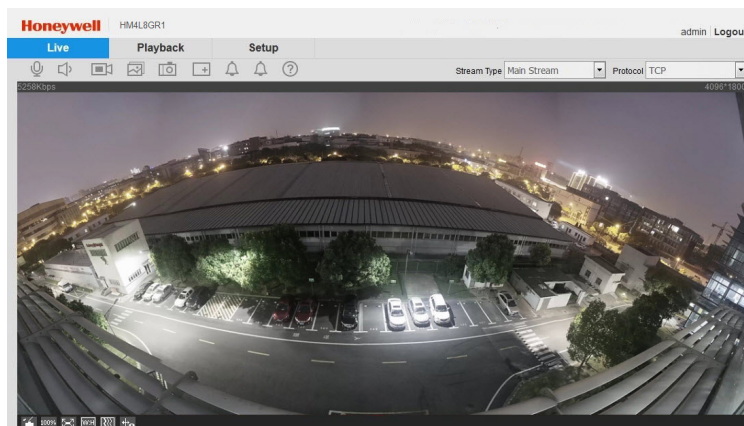
HDZWM1		Wall Mount
HDZWM2		Wall Mount with Access Hole
HDZCMA		Corner Mount Adapter for Wall Mount
HDZPMA		Pole Mount Adapter for Wall Mount
HDZCM1		Ceiling Mount
HDZJB		Junction Box
HDZCM2		Ceiling Mount Extension Pole for HDZCM1, 220 mm
HDZCM3		Ceiling Mount Extension Pole for HDZCM1, 420 mm

ORDERING

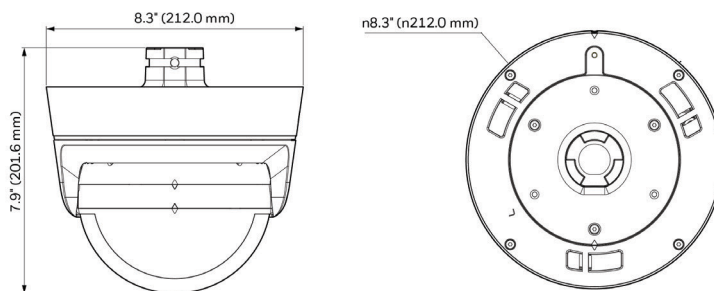
HM4L8GR1

Network TDN Superior HD IR Rugged Multi-Imager Dome Camera, Four 1/1.9" CMOS, 8 MP, Four 5.0 mm/M12 Fixed, PoE+, H.265

USER INTERFACE



DIMENSIONS



For more information

www.honeywell.com/security

Honeywell Security and Fire

2700 Blankenbaker Pkwy, Suite 150
Louisville, KY 40299
1.800.323.4576
www.honeywell.com

ONVIF and the ONVIF logo are trademarks of ONVIF Inc. Honeywell reserves the right, without notification, to make changes in product design or specifications.

L/HM4L8GR1D/D | 08/17
© 2017 Honeywell International Inc.

Honeywell