

## ETP-100E – Flush Mounting Emergency Phone

### Description

The **ETP-100E** is an indoor, hands-free Emergency Phone for use in locations such as: elevators, areas of rescue, stairwells, indoor controlled access areas, senior citizen housing and correctional facilities.

### Features

- Vandal resistant stainless steel faceplate and metal button
- Uses regular phone lines or PBX
- Phone line powered: no power supply or battery backup needed
- Push button once to call, then speak hands-free
- LED indicator for hearing impaired
- Built-in auto-dialer can dial two numbers: if first number doesn't answer or is busy, dials second number
- Auto-answer allows security to monitor and initiate calls with Emergency Phone
- Options available that offer the ability to automatically identify attendant of location of calling phone by recorded message and digital display



### Specifications

Construction:	12 gauge (2.8mm) #4 brushed stainless steel faceplate
Dimensions:	Front Panel: 9.5(241) W x 11.75(298) H in(mm) Wall Opening: 4.5(114) W x 7.5(191) H x 2.5(64) D in(mm)
Weight:	6 lbs. (2.7kg)
Mounting:	Flush mounts
Communication:	2-way hands-free communication
Digit Capacity:	Up to 18 digits, including pauses, for each of two phone numbers
Dialing Speed:	Approximately 10 tones per second
Power Source:	Phone line powered (requires 20mA at 24 v off-hook)
Connection:	Parallel tip and ring connected to RJ11 connector for quick installation
Circuit Protection:	Varistor lightning suppressed and full wave polarity guarded
Programming:	Non-volatile EEPROM programming can be done from any telephone. No battery backup is needed
"On Time":	Programmable from 1 to 4270 minutes in 1-minute increments
Wiring Requirements:	1 twisted-shielded pair

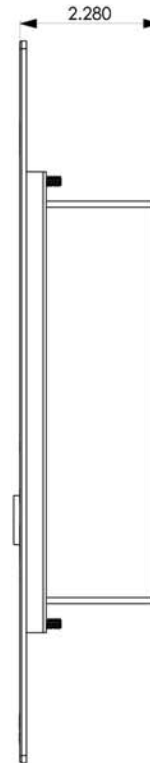
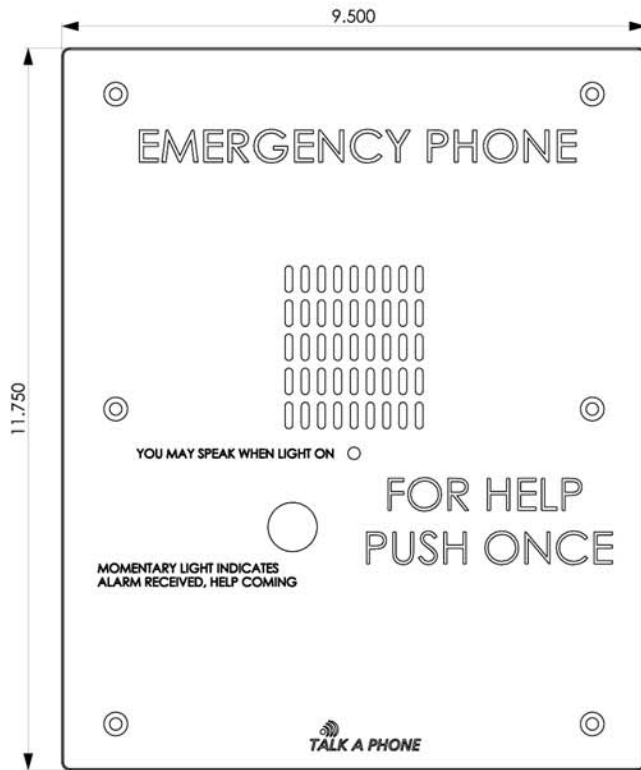
### Options & Accessories

Voice Location Identifier:	Model <b>ETP-100EV</b> includes the capability to record a message identifying the location of the call. Message is recorded and duration set during programming
Auxiliary Input/Outputs:	Add " <b>AUX</b> " to model number. Input allows unit to be activated by any device that creates a contact closure. Two outputs can activate a strobe or light as well as remotely control a door, CCTV or other device
Mounting Sleeve:	Use Model <b>MS-400</b> to mount flush into wall
8-Line Consolidator:	Model <b>EC-8</b> allows connection of up to 8 phones on one phone line while retaining ability to call each phone individually. Can also create a closed system without need for any phone lines
Scream Detector:	Scream Alert™, model <b>SA-1</b> , automatically activates phone upon hearing a scream (requires <b>AUX</b> option)
Monitoring/Diagnostic Software Package:	Talk-A-Lert®, model <b>ETP-TAL</b> , automatically polls each Emergency Phone, reports incoming calls and keeps permanent records of all events

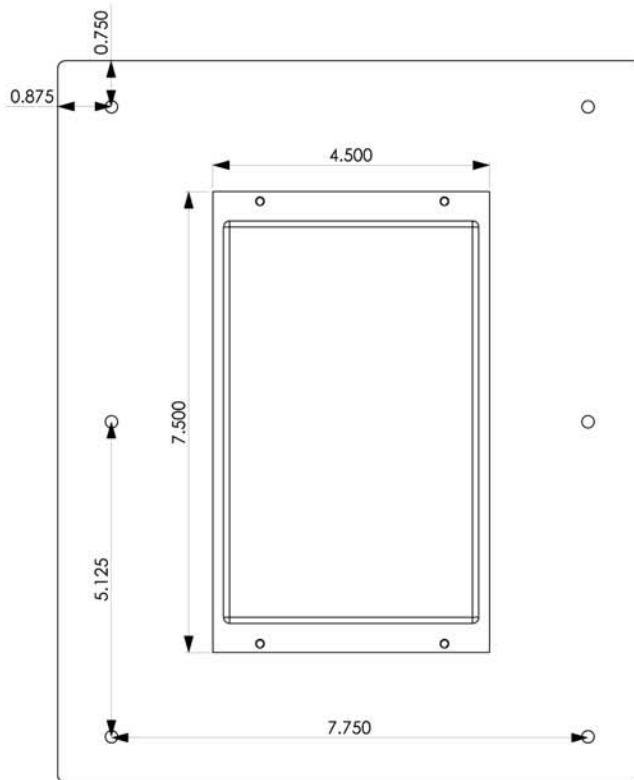
Copyright 2009 Talk-A-Phone Co. All rights reserved.

# ETP-100E – Flush Mounting Indoor Emergency Phone

## Dimensions



SIDE VIEW



REAR VIEW

**All dimensions  
are in inches**