


## DESCRIPTION



The DP29-CI DoorBell Fon **Inbound Relay Trigger Controller** module will give you 800ms (8/10ths of a second) dry-closure when the Door Station button is pushed. This add-on module will allow your doorbell or any other external trigger devices to be activated along side your phone.

This module does NOT provide power to external devices. It connects an external power source through the dry-closure on the module, which can connect to the external device.

## FEATURES

- The new design footprint allows the DP29-CI to be mounted in any structured wiring cabinet or even on the wall
- The DP29-CI activates any external trigger device (e.g. doorbells/chimes, cameras, or lights) while the DP28-C activates your telephones
- Can be powered by internal AA batteries or by optional external power source (DP29PS12V)
- May also be powered by an external 3.5v to 5.0v DC power supply other than batteries
- Simple installation

## APPLICATIONS

- Doorbells and melodic chimes
- Cameras and camera switchers
- Exterior lights
- Strobe lights (for the hearing impaired)

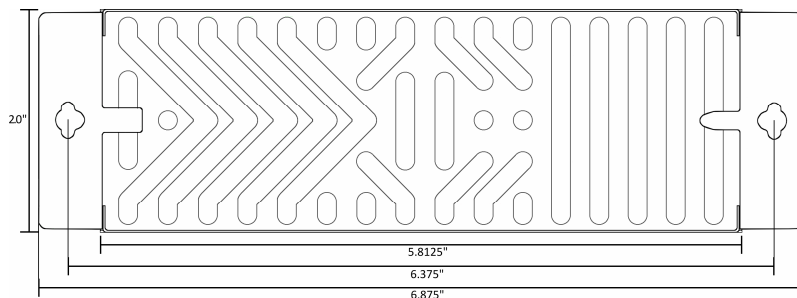
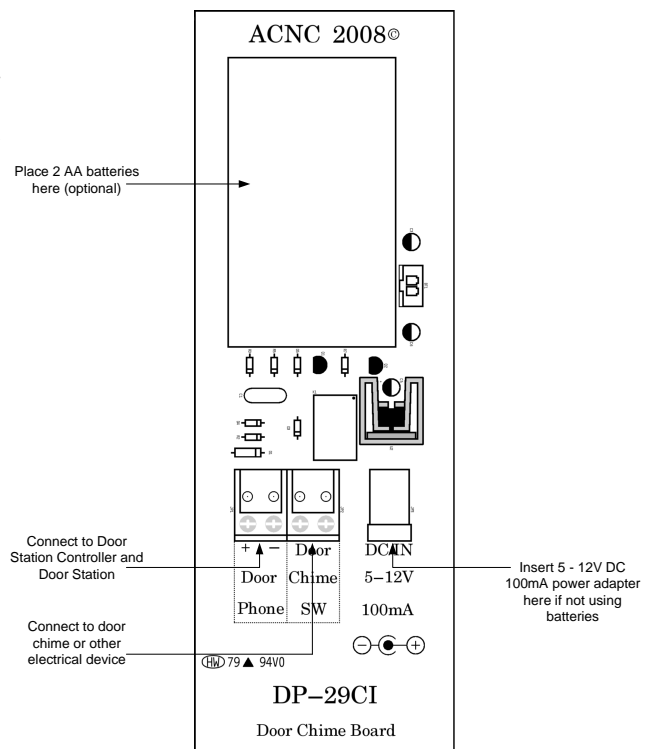
## SPECIFICATIONS

### Dimensions:

- 5.8125" x 2" x 0.875"
- 6" x 2.188" x 1.750" (w/ dust cover)
- 6.875" x 2" (base w/ butterfly clips)

### Power:

- 1.0 Amp at 30 VDC
- 0.5 Amp at 125 VAC
- 0.3 Amp at 60 VDC



## WIRING PROCEDURES

- 1) Connect Door Phone (+) and (-) on the DP29-CI to (+) and (-) wires from the Door Station to the Main Controller.
- 2) Connect the trigger device to the Door Chime terminal on the DP29-CI (no polarity).
- 3) Insert 2 AA batteries OR connect an external power supply to the DC/IN jack.

