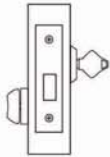




DBM Series is a heavy duty commercial quality deadbolt that provides a positive deterrent to forced entry. Designed for maximum security, the cylinder resists blows attempting to move the lock.

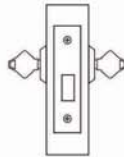
Functions

DBM 15 Classroom



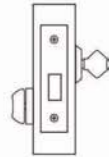
-Deadbolt operated from outside by key
-Thumbturn will retract but not project deadbolt

DBM 16 Double Cylinder



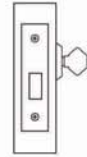
-Deadbolt operated from either side by key
-Use only on rooms with more than one exit

DBM 17 Single Cylinder



-Deadbolt operated from outside by key
-Deadbolt operated from inside by turn lever

DBM 18 Cylinder x Blank



-Deadbolt operated from outside by key
-No inside operation
-Use only on rooms with more than one exit

DBM 29 Exit Lock



-Deadbolt operated from inside by turn lever
-No outside operation

Specifications

APPLICATIONS	To use as an auxiliary lock for quality residential and commercial buildings wherever additional security is desired.
DOOR RANGES	1-3/8" to 2" door thickness.
BACKSET	2-3/4" standard.
BOLT	1" throw, stainless steel deadbolt, Anti-Saw Deadbolts with hardened pins.
FINISHES	US26D, US26, US10B, US3, US4, US32D, US32
HANDING	Non-Handed.
CYLINDER	Accepts standard cylinders.
CERTIFICATIONS	Meets or exceeds ANSI A156.5 Grade 1 strength and operational requirements.

