



UL 1034
UL 294



UL10C/
CAN4-S104,
3hr. Fire rating

CX-ED1259L SURFACE MOUNT RIM ELECTRIC STRIKE



CX-ED1259L

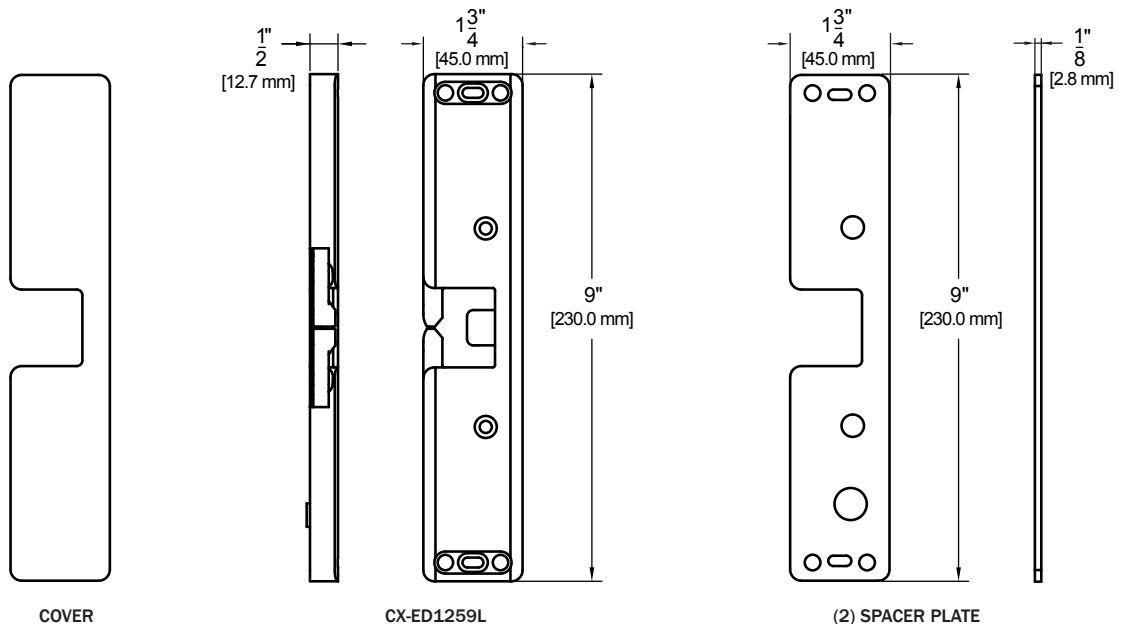
FEATURES

- 'NO CUT' SURFACE MOUNTED
- 'UNIVERSAL' DESIGN WITH SELECTABLE 12/24V, AC/DC AND FAIL SAFE/FAIL SECURE OPERATION
- SINGLE SOLENOID OPERATION PROVIDES SUPERIOR STRIKE RELIABILITY
- TAMPER RESISTANT STAINLESS STEEL CONSTRUCTION - ONLY 1/2" DEEP!
- (2) SPACER PLATES AND HORIZONTAL ADJUSTMENT INSURE PROPER LATCH ENTRY IN ALL APPLICATIONS
- 1/2" TO 3/4" LATCH PROJECTION
- LATCH MONITORING INCLUDED
- NON-HANDED, PLUG-IN WIRING HARNESS
- 5 YEAR WARRANTY

DESCRIPTION

Camden CX-ED1259L grade 1 surface mount RIM strikes for exit devices offers the very best strike quality, performance, with the added value of latch monitoring and two spacer plates. The 'Universal' strike design delivers unparalleled application flexibility, with field selectable 12/24V, AC/DC voltage, fail safe/fail secure operation and horizontal adjustment.

DIMENSIONS



ELECTRIC STRIKES

CABINET LOCKS

MAGNETIC LOCKS

DOOR ALARMS

RELAYS & TIMERS

POWER SUPPLIES

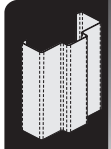
TRANSFORMERS

ANNUNCIATORS

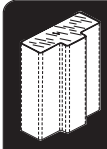
RESTROOM CONTROL KITS

CX-ED1259L SURFACE MOUNT RIM ELECTRIC STRIKE

DOOR FRAME TYPES



HOLLOW
METAL
FRAME



WOOD
FRAME



ALUMINUM
FRAME

COMPATIBLE LOCKSET



EXIT
DEVICES

SPECIFICATIONS

VOLTAGE:	12/24V AC/DC
CURRENT DRAW:	280MA@12V DC 140MA@24V DC
STATIC STRENGTH:	1,500 LBS.
DYNAMIC STRENGTH:	70 FT-LBS.
ENDURANCE:	1,000,000 CYCLES (FACTORY TESTED) 250,000 CYCLES (UL VERIFIED)
FIRE RATING:	UL10C/CAN4-S104 3HRS. (FAIL SECURE ONLY)
MODE:	SELECTABLE FAIL SAFE/FAIL SECURE
OPERATION:	AC – BUZZ DC – SILENT
DUTY:	CONTINUOUS
LATCH MONITOR:	YES
DIMENSIONS (BODY):	9" L X 1 3/4" W X 3/4" D (230mm X 44.5mm X 19.1mm)

ORDERING INFORMATION

CX-ED1259L: SURFACE MOUNT GRADE 1 RIM ELECTRIC STRIKE, UL 1034 BURGLARY LISTED, 12/24V, AC/DC, FAIL SAFE/FAIL SECURE OPERATION, C/W LATCH MONITORING AND (2) SPACER PLATES