



CM-54 ILLUMINATED PUSH PLATE KITS



FEATURES

ALL MODELS

- ILLUMINATED SURFACE MOUNT BOX, COMPATIBLE WITH ANY CM-45 OR CM-46 SERIES 4 1/2" SQUARE PUSH PLATE
- HIGH EFFICIENCY LED TECHNOLOGY
- IMPROVES SWITCH VISIBILITY, EVEN IN DAY LIGHT
- SELECTABLE 12 OR 24V AC/DC
- FLAME AND IMPACT RESISTANT POLYCARBONATE BOX
- OPTION FOR LAZERPOINT RF™ WIRELESS TRANSMITTER
- OPTION FOR SIGNAGE FOR RESTROOM CONTROL APPLICATIONS

CM-54BR & CM-54GR FEATURES

- FIELD SELECTABLE ILLUMINATION (CM-54BR BLUE/RED, CM-54GR GREEN/RED)
- CHANGE OF COLOR ACTIVATED DIRECTLY (BY SWITCH), OR REMOTELY (BY CONTROL RELAY OR ACCESS CONTROL SYSTEM)
- AUDIBLE (SOUNDER) CONFIRMATION OF SWITCH ACTIVATION (SELECTABLE 'ON'/'OFF')
- FORM 'C' CONTACTS, RATED 3 AMPS.
- DIRECT POWER CONNECTION FOR TX-9 MEANS NO BATTERIES REQUIRED

DESCRIPTION

Camden Door Controls, Aura™ CM-54 Series illuminated push plate kits provide higher visibility and enhanced user convenience in ADA compliant automatic door and other applications.

CM-54B model features a continuous 'back lit' blue illumination.

CM-54BR and CM-54GR models offer 3 additional features: selection of backlight colors (blue/red or green/red), an audible sounder that confirms switch activation and Form 'C' contacts, used to switch your device.

Aura™ illuminated mounting boxes are compatible with the widest range of 4 1/2" square All-Active™ push plate switches in the industry. Options include a complete selection of stock and custom graphic designs, 9 architectural finishes (including polished brass and bronze) and water tight and weather resistant models.

APPLICATION

Camden Door Controls Aura™ illuminated push plate kits are designed to provide easy activation, high visibility under all lighting conditions, and both audible and visual confirmation of switch activation. They are ADA compliant and ideal for high-traffic entry/egress control of electric strikes, locks, magnetic locks and automatic doors in health care, extended living, commercial and institutional applications.

Aura™ illuminated push plate kits may also be used for shunting, bypassing alarms, 'request to exit' (REX), timed functions and many other applications.


Model CM-54BR and CM-54GR switches offer the industry's only field selectable color display (changing state). The two colors can be defined as the "idle" color ("on" during the normal state) and "active" color ("on" when the switch is pressed) or relay is activated.

Further, the change in state can be selected via simply pressing the switch, or remotely by an access system or relay such as our CX-33 Restroom Controller.



CM-45/2/B

(CM-54 shown with
CM-45 Push Plate.
Switch sold separately.)



FRONT

CM-45/X/X/SE2
(Switch sold separately.)



BACK

CM-45/X/X/SE2

SPECIFICATIONS

DIMENSIONS:	5 1/4" H x 5 1/4" W x 2 1/8" D (133mm x 133mm x 54mm)	
LED COLORS:	CM-54B: BLUE; CM-54BR: BLUE & RED; CM-54GR: GREEN & RED	
OPERATING VOLTAGE:	12 OR 24V AC/DC	
CURRENT DRAW:	CM-54B	80MA.
	CM-54BR/GR	110MA.
LUMINA:	CM-54B	1500 MCD. (BLUE)
	CM-54BR/GR	5760 MCD. (RED), 3780 MCD. (GREEN)
CONTACT TYPE:	CM-54BR/GR	1 FORM 'C'
CONTACT RATING:	CM-54BR/GR	3 AMPS @ 24V AC/DC
SOUNDER:	CM-54BR/GR	85DB

ORDERING INFORMATION

MODEL	DESCRIPTION
-------	-------------

CM-45 & CM-46 SERIES ILLUMINATED PUSH PLATE KITS

CM-45 SERIES, CONCEALED SCREWS (ADD SUFFIX TO MODEL NUMBER)

[X DENOTES GRAPHIC OPTION, 1=PLAIN, 2=WHEELCHAIR, ETC]

CM-45/X/B	4 1/2" SQUARE PUSH PLATE WITH ILLUMINATED BLUE SURFACE MOUNT BOX
CM-45/X/BR	4 1/2" SQUARE PUSH PLATE WITH SOUNDER, ILLUMINATED BLUE/RED SURFACE MOUNT BOX
CM-45/X/GR	4 1/2" SQUARE PUSH PLATE WITH SOUNDER, ILLUMINATED GREEN/RED SURFACE MOUNT BOX

CM-46 SERIES, EXPOSED SCREWS (ADD SUFFIX TO MODEL NUMBER)

[X DENOTES GRAPHIC OPTION, 1=PLAIN, 2=WHEELCHAIR, ETC.]

CM-46/X/B	4 1/2" SQUARE PUSH PLATE WITH ILLUMINATED BLUE SURFACE MOUNT BOX
CM-46/X/BR	4 1/2" SQUARE PUSH PLATE WITH SOUNDER, ILLUMINATED BLUE/RED SURFACE MOUNT BOX
CM-46/X/GR	4 1/2" SQUARE PUSH PLATE WITH SOUNDER, ILLUMINATED GREEN/RED SURFACE MOUNT BOX

AURA™ ILLUMINATED ENCLOSURE

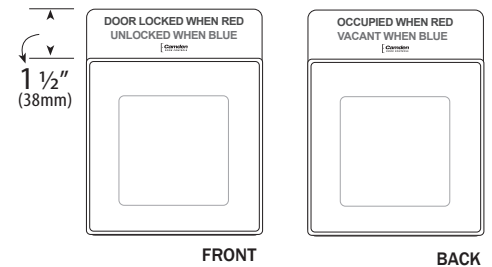
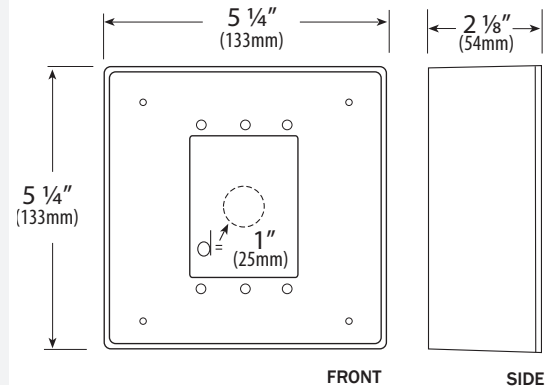
[FOR USE WITH CM-45 & CM-46 SERIES SWITCHES, SOLD SEPARATELY]

CM-54B	ILLUMINATED, BLUE, SURFACE MOUNT BOX
CM-54BR	ILLUMINATED, BLUE/RED, SOUNDER, SURFACE MOUNT BOX
CM-54GR	ILLUMINATED, GREEN/RED, SOUNDER, SURFACE MOUNT BOX

AURA™ RESTROOM CONTROL SIGNS

CM-54SE1	FOR CM-54GR. DOUBLE SIDED SIGN. 'DOOR LOCKED WHEN RED / UNLOCKED WHEN GREEN' AND 'OCCUPIED WHEN RED / VACANT WHEN GREEN'.
CM-54SE2	FOR CM-54BR. DOUBLE SIDED SIGN. 'DOOR LOCKED WHEN RED / UNLOCKED WHEN BLUE' AND 'OCCUPIED WHEN RED / VACANT WHEN BLUE'
CM-54SF1	FOR CM-54GR. DOUBLE SIDED SIGN. 'PORTE BARRÉE / PORTE DÉBARRÉE' AND 'OCCUPÉ' / 'LIBRE'
CM-54SF2	FOR CM-54BR. DOUBLE SIDED SIGN. 'PORTE BARRÉE / PORTE DÉBARRÉE' AND 'OCCUPÉ' / 'LIBRE'

AURA™
BY CAMDEN



WIRELESS OPTION

CM-TX-9 WALL SWITCH TRANSMITTER

GRAPHIC OPTIONS:

- /1 ADD SUFFIX /1 TO ORDER BLANK
- /2 ADD SUFFIX /2 TO ORDER
- /3 ADD SUFFIX /3 TO ORDER 'PUSH TO OPEN'
- /3F ADD SUFFIX /3F TO ORDER 'POUSSEZ POUR OUVRIR'
- /4 ADD SUFFIX /4 TO ORDER + 'PUSH TO OPEN'
- /4F ADD SUFFIX /4F TO ORDER + 'POUSSEZ POUR OUVRIR'
- /8 ADD SUFFIX /8 TO ORDER 'PUSH TO LOCK'
- /8D ADD SUFFIX /8D TO ORDER 'PUSH TO LOCK DOOR'

Note:

Not DPDT Compatible

Enclosure will not accept DPDT contact option.