

Emergency Caller Products

**GETS
HELP
FAST!**


(T) 800-227-2474 (F) 800-762-7613

AT-300 Automatic Mandown QUICK START GUIDE


Note* For use with
Emergency Caller Products
Short Range Receiver Products



- 1 Mandown Transmitter with
Necklace.
When activated the transmitter
will send a signal to the
Receiver.



- 2 The Mandown transmitter has 3
an On/Off switch on the side
to activate or deactivate the
transmitter unit. Be Sure to
switch to "OFF"



- 3 The transmitter code is marked
on the unit and is preset at the
factory. There is the capability
to change the code, If used
with the EC-1 or CE-300
enunciator.



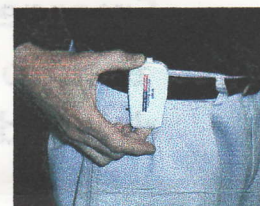
4 The AT-300 may be worn on the
necklace and detects resident
Fall at any angle. No false
alarms from bending over, swing-
ing necklace, etc.

Important! Be sure to test your
system often, with transmitter at
locations where patient may be.



5 The AT-300 may also be pinned to cloth-
ing above the waist. Such as on clothing,
inside shirt pocket, outside or inside
sweater or coat. The transmitter must be
secured so that it can not fall to a hori-
zontal (flat) position which would activate
the alarm.

Important! Be sure to turn your transmit-
ter "OFF" whenever you are not upright or
laying transmitter down, to avoid false
alarms.



6 Another way to wear the AT-300
is attached to a belt clip. Be sure
to attach it so the unit is upright.

The belt clip should be
adjustable to maintain upright
position of transmitter.
Belt clips are available at Pager
and electronic supply stores.

Additional ECP Products that operate with the Automatic Man Down Transmitter.


MD-300-Care Caller-Enunciator with Automatic Mandown Transmitter and necklace.

EC-1 - Emergency Caller Unit; Receiver/Dialer Pull for Help Transmitter-wrist band and necklace.

The Mandown AUTOMATIC TRANSMITTER sends the signal to call for help up to 100 feet indoors (depending on structure, metal obstacles etc.). Be sure to test your system often as range may be effected by conditions.

Changing Batteries:

The batteries should be replaced every year or as needed with your transmitting unit: To replace the batteries in your transmitter you will need two 3-volt Lithium batteries (CR2025 or equivalent). Carefully remove the screws on the transmitter case and separate the transmitter housing. Carefully remove the circuit board inside, and avoid touching any of the components. Remove the old batteries from the battery clip and place the new batteries under the clip with the positive ends of both batteries facing up.



Batteries

See Reverse side for a list of other ECP Products.

Order Information: Ready-to-Go Complete Systems or Customize your own

OTHER EXTENDED RANGE FALL PROTECTION SYSTEMS AVAILABLE FROM ECP.

Fall Alert Complete Systems - Short Range - includes accessories

- FA-300- 1 Bed/Rail System with TR-300 transmitter, Enunciator, 1" x 30" Sensor Strip Pad, AC Adapter
- FA-300- 2 Bed/Rail System with TR-300 transmitter, Enunciator, 2" x 30" Sensor Strip Pad, AC Adapter
- FA-300- 3 Wheelchair-Seat System with TR-300 transmitter, Enunciator, 9"x16" Sensor Pad, AC Adapter
- FA-300- 4 Bed System with TR-300 transmitter, Enunciator, 14" x 24" Sensor Pad, AC Adapter
- FA-300- 5 Bed System with TR-300 transmitter, Enunciator, 18" x 24" Sensor Pad, AC Adapter
- FA-300- 6 Floor System with TR-300 transmitter, Enunciator, 24" x 30" Sensor Pad, AC Adapter
- FA-300- 7 Floor System with TR-300 transmitter, Enunciator, 24" x 36" Sensor Pad, AC Adapter


Emergency Caller Products presents advanced technology products to address those who need dependable care!

Emergency Response



You will be very happy with the NEW ERU-900. Whenever there's an Emergency, a quick press of the Pendant (wear it on your wrist, neck, or handheld) sends the signal to "Get Help Fast!" The Caller is triggered to deliver the emergency message! The Pendant is water resistant and can even be worn in the shower or bathtub! There are so many wonderful features with the ERU-900. Especially **No Monitoring Fees!**

Fall Prevention



Wireless Fall Prevention Systems and Products including New Automatic "Man Down" transmitters that eliminate push buttons and pull cords. Also models with Universal transmitter that feature "pause", "sound alarm and transmit signal" when activated. Transmitters operate with Lifetime Sensor Pads and other sensors. Wireless Receiver Controllers include local PERS units, Enunciators and 40+ patient Monitor Station.

Wanderer Alert



WORKS AUTOMATICALLY! Detects patient wandering away and then sounds the alarm and calls for help! The Pendant Transmitter automatically sends a signal every 10 seconds to the Receiver-Dialer. If the receiver doesn't hear from the pendant within a 3 minute period, (indicating resident has traveled a distance away) the receiver-dialer will automatically sound the Alarm Strobe and/or dial emergency numbers and deliver the emergency message. **No Monitoring Fees!**

Lifetime Sensor Pads



Lifetime Sensor Pads are available in many styles. Wheelchair (seat), bed, and floor. Exclusive Sensor Strip for beds and rails, allow for total comfort and freedom of movement in bed. Pads are thin and resident comfortable. Sensor pads are slip resistant and Completely Waterproof! Standard with velcro mounting tabs and 8 ft lead (chair-seat pads with 4 ft lead). Pads quick lock connect to transmitters and devices with RJ-22 plug. Lifetime **Sensor Pads DIRECTLY REPLACE all disposable sensor pads.** With Lifetime Guarantees, you'll never again need constant replacement with expensive costs!

Emergency Caller Products

Emergency Caller Products (T) 800-227-2474 (F) 800-762-7613