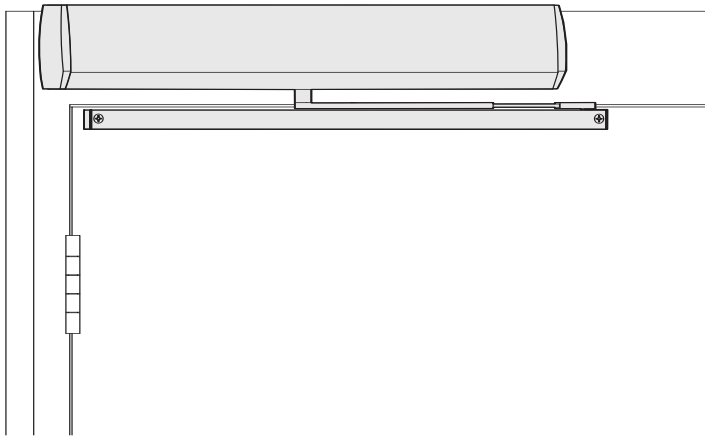


LCN 9130 SERIES

FEATURES

SINGLE DOOR, SURFACE MOUNT (PULL) OFFSET PIVOT/BUTT HINGE



The 9130 BENCHMARK by LCN is an electrically powered low-energy operator. It provides easy access for people with disabilities, the elderly or the frail. Designed primarily for automatic opening applications that occasionally require manual opening. The BENCHMARK is a cost-effective solution for retrofitting an activated or manual door.

- ▶ **Push 'N Go permits non-switch activation**
- ▶ **Microprocessor control box ensures reliability and maintains customer settings**
- ▶ **Power Boost allows for increased closing force near latch**

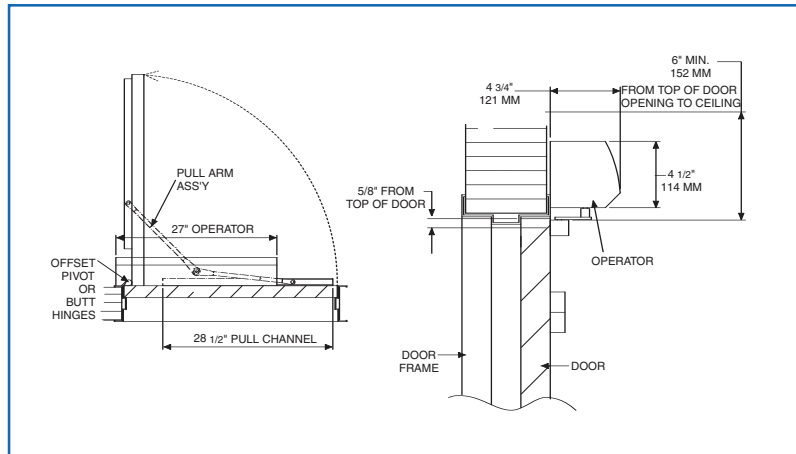
- ▶ 9130 series operator is shipped with motor gearbox, control box, mounting plate, standard arm, metal cover, standard track, wood and machine screws. Actuators available separately, see page 121.
- ▶ Single interior door, surface mounted.
- ▶ ADA compliant.
- ▶ On/Off switch included as standard.
- ▶ Non-handed for either right or left swinging door.
- ▶ 27" cover is standard, 36" optional.
- ▶ All potentiometers clearly labeled with their functions.
- ▶ LED lights indicate power to control box and motor gearbox.

9130 Series is fully compliant with UL 325 and meets the provisions of ANSI A156.19. The 9130 Series is UL listed for fire-rated applications. The 9130 Series also meets the provisions of the Americans with Disabilities Act.

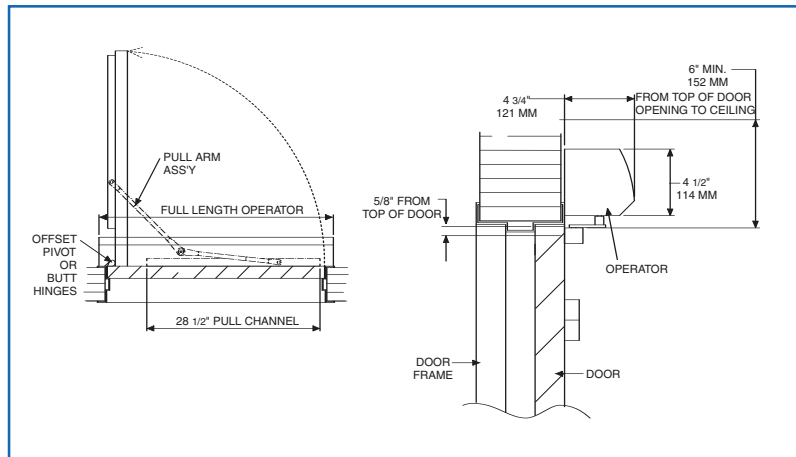
MOUNTING						HANDING		FINISH		COVER		ARM FUNCTION		
SURFACE MOUNT SINGLE DOOR	SURFACE MOUNT SIMULTANEOUS PAIR	SURFACE MOUNT INDEPENDENT PAIR	CONCEALED SINGLE DOOR	CONCEALED SIMULTANEOUS PAIR	CONCEALED INDEPENDENT PAIR	HANDED	NON-HANDED	STANDARD ANODIZED	CUSTOM ANODIZED	CUSTOM PAINT	METAL	STANDARD (SINGLE)	REGULAR (DOUBLE)	DOUBLE EGRESS (PUSH/PULL)
●	○	○	○	○	○	○	●	●	○	○	○	○	○	○
● AVAILABLE						○ NOT AVAILABLE								

LCN 9130 SERIES

TOP JAMB SINGLE DOOR (OFFSET/BUTT HINGE, CENTER PIVOT, PULL, STANDARD COVER) MOUNTING



TOP JAMB SINGLE DOOR (OFFSET/BUTT HINGE, CENTER PIVOT, PULL, FULL COVER) MOUNTING



MAXIMUM OPENING

Template allows 90 degree power opening and 90 degree manual opening.

- ▶ **Butt Hinges** should not exceed 5" (127 mm) in width.
- ▶ **Reveal** should not exceed 1/8" (3 mm).
- ▶ **Head Frame** minimum 2" (51 mm).
- ▶ **Top Rail** minimum 2" (51 mm).
- ▶ **Opening and Closing Time** are variable by adjustments to the electronic control module located on the operator assembly. Maximum hold open time adjustable up to approximately 30 seconds.
- ▶ **System Diagram** see "AUTOMATIC OPERATORS" section pages 52-54 for typical system wiring and page 55 for electrical data.
- ▶ Please consult your local SSC representative or LCN for assistance with specific installations and material requirements.

Special Templates

Customized installation templates or products may be available to solve unusual applications. Contact LCN for assistance.

MOTOR GEARBOX

MOTOR GEARBOX ASSEMBLY (W/O SWITCH), 9130-3454

Driving mechanism for operator. For full length unit. Switch not included.

MOTOR GEARBOX ASSEMBLY, 9130-3454S

Driving mechanism for operator. For 27" unit. Switch included.

BRACKETS

MOUNTING BRACKET, 9130-3018

Standard mounting bracket.

SWITCH BRACKET – 29" CABLE, 9130-3351-1

Bracket used to locate switch at end of cover on full length unit.

SWITCH BRACKET – 41" CABLE, 9130-3351-2

Bracket used to locate switch at end of cover on full length unit.

SWITCH BRACKET – 51" CABLE, 9130-3351-3

Bracket used to locate switch at end of cover on full length unit.

CONTROL BOXES

CONTROL BOX, (120v), 9130-3462

Electronic controlling device with power supply output and power boost feature for Benchmark.

COVERS

METAL COVER, 9130-72MC

Standard, 27", non-handed, extruded aluminum cover.

FULL METAL COVER, 9130-72FC

36", non-handed, extruded aluminum cover.

COVER INSERT 9130-163

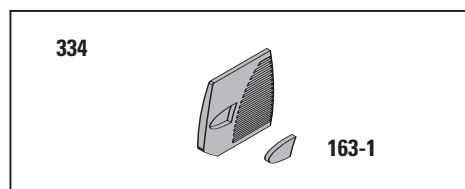
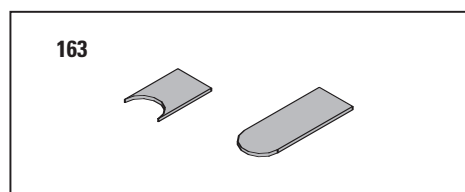
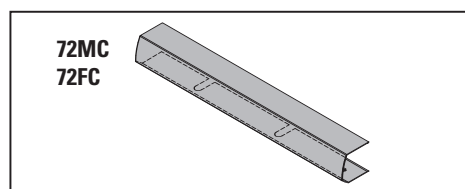
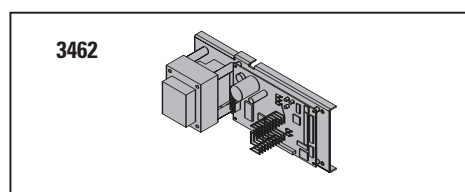
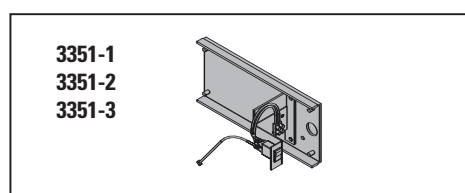
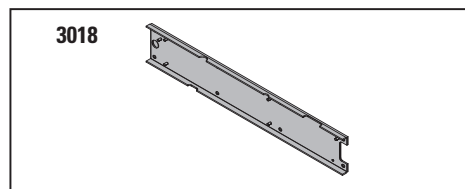
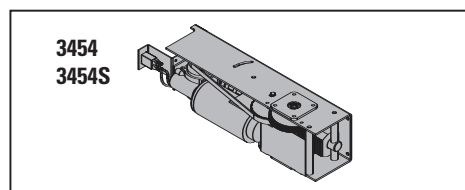
Used to cover operator shaft opening.

COVER END CAP INSERT, 9130-163-1

Used to cover switch hole opening.

COVER END CAP, 9130-334

Black plastic end caps.



LCN 9130 SERIES

TRACKS

STANDARD TRACK, 9130-3038

Standard, non-handed track.

TRACK END CAP, 9130-73

Black plastic end caps.


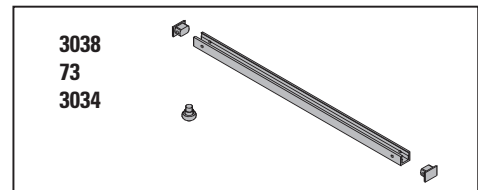
ROLLER, 9130-3034

Quiet low friction roller assembly.

ARMS

STANDARD ARM, 9130-3077T

Non-handed arm. Track roller not included.

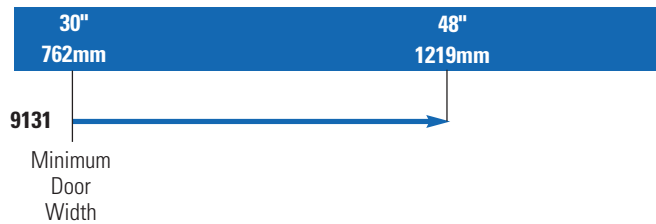


LCN 9130 SERIES

TABLE OF SIZES

→ Indicates recommended range of door width for operator.
Note: For All Benchmark Series
30" minimum door width for 27" pull operator
36" minimum door width for full length pull operator

DOOR WIDTH



HOW-TO-ORDER 9130 SERIES OPERATORS

1. SPECIFY FINISH.

- ☐ Standard Anodized Finish _____
Aluminum or Dark Bronze

Operator will be shipped with:

-STANDARD MOTOR GEARBOX (SF)
-STANDARD CONTROL BOX (SC)
-MOUNTING BRACKET
-27" METAL COVER (CL27)
-STANDARD ARM (3077T)
-STANDARD TRACK w/TRACK ROLLER
-WOOD and MACHINE SCREW PACK
Unless options listed below are selected.

OPERATOR OPTIONS

COVER

- ☐ 36" Full Cover

SPECIAL TEMPLATE

- ☐ ST-_____