

AUTOMATIC OPERATOR SENSORS & ACCESSORIES

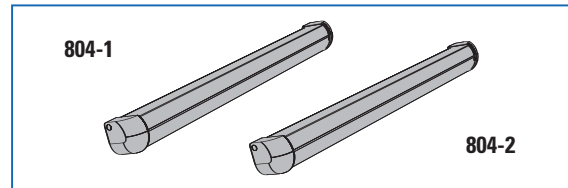
8310 Series

The sensors and accessories on the following pages are to be used only with LCN automatic operators. When using sensors supplied by others, consult the factory.

The desired function, traffic patterns and physical design of the opening will determine the type of sensors used.

DOOR MOUNT SAFETY SENSOR, 8310-804-1

Contains one active sensor module to detect obstruction(s) on leading edge of door.



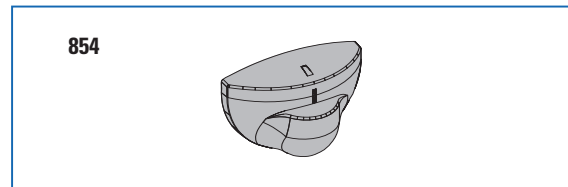
DOOR MOUNT SAFETY SENSOR, 8310-804-2

Contains two active sensor modules to detect obstruction(s) on full face of door.

HEADER MOUNT ACTIVATION SENSOR, 8310-854

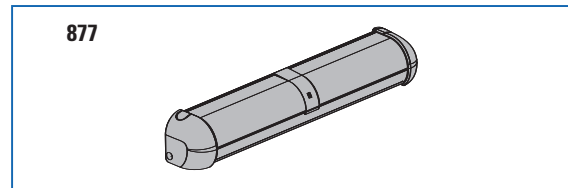
Header Mount Activation Sensor, 'K' Band Technology Used to detect objects either approaching or moving away from sensor. Uses standard 'one way' detection but additional detection can be programmed.

Optional 8310-859 Handheld Remote Control can be used to program 8310-854 sensor from a distance.



HEADER MOUNT SAFETY SENSOR, 8310-877

Header Mount Safety Sensor, 'Diffused Infrared' Technology. Used to detect obstructions during door open and door closed position. Nine selectable patterns. Optional 8310-859 Handheld Remote Control can be used to program 8310-877 sensor from a distance. Includes 8310-846 Harness.



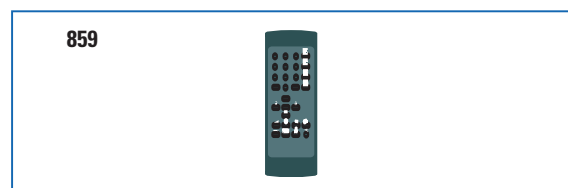
HEADER MOUNT SAFETY SENSOR SPACER, 8310-877S

Required when 8310-804-1 or 8310-804-2 Door Mount Safety Sensors are used w/ 8310-877 Header Mount Safety Sensor.



REMOTE CONTROL, HANDHELD, 8310-859

Used to program 8310-877 Header Mount Safety Sensor or 8310-854 Header Mount Motion Sensor.



HARNESS, HEADER MOUNT, 8310-846

Used w/ 8310-877 Header Mount Safety Sensor.

HARNESS, DOOR MOUNT, 8310-847

Used w/ 8310-804-1 or 8310-804-2 Door Mount Safety Sensor.

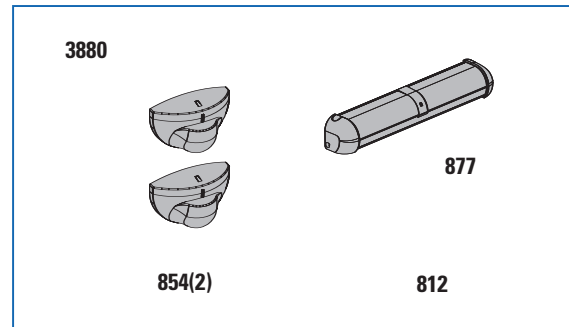


AUTOMATIC OPERATOR SENSORS & ACCESSORIES

8310 Series


SAFETY SENSOR PACKAGE, 8310-3880

Activation/Safety Sensor Package, High Energy, Single Door Includes 8310-854 (2) Header Mount Activation Sensor, 8310-877 Header Mount Safety Sensor, 8310-812 Safety Beam Set. Requires LCN Safety/Guide Rails. Used w/ Astro Swing High Energy Operators




SAFETY SENSOR PACKAGE, 8310-3881L

Activation/Safety Sensor Package, Single Door Includes 8310-854 (2) Header Mount Activation Sensor, 8310-877 Header Mount Safety Sensor, 8310-877S Header Mount Spacer, 8310-804-2 Door Mount Safety Sensor (approach side), 8310-847 Harness



SAFETY SENSOR PACKAGE, 8310-3881

Activation/Safety Sensor Package, Single Door Includes 8310-854 (2) Header Mount Activation Sensor, 8310-877 Header Mount Safety Sensor, 8310-877S Header Mount Spacer, 8310-847 Harness, 8310-804-2 (2) Door Mount Safety Sensor (approach/safety side)



SAFETY SENSOR PACKAGE, 8310-3883

Activation/Safety Sensor Package, Low Energy Convenience, Single Door, Includes 8310-804-1 Door Mount Safety Sensor (approach side), 8310-805C Door Position Switch (Concealed), 8310-845 Programmable Relay Module

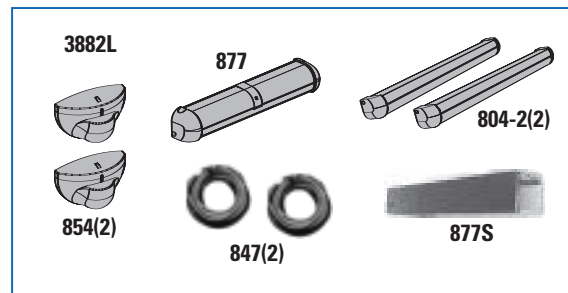


AUTOMATIC OPERATOR SENSORS & ACCESSORIES

8310 Series

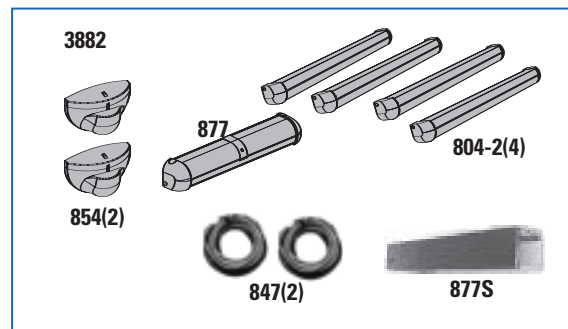
SAFETY SENSOR PACKAGE, 8310-3882L

Activation/Safety Sensor Package, Double Door
Includes 8310-854 (2) Header Mount Activation Sensor,
8310-877 Header Mount Safety Sensor,
8310-877S Header Mount Spacer, 8310-847 (2) Harness,
8310-804-2 (2) Door Mount Safety Sensor (approach side).



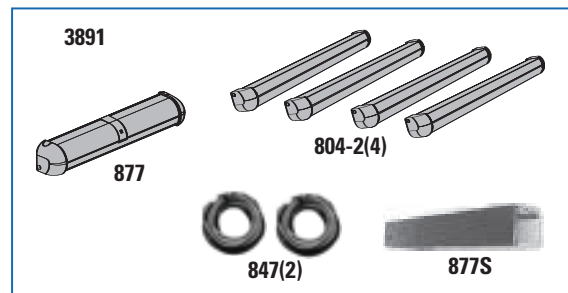
SAFETY SENSOR PACKAGE, 8310-3882

Activation/Safety Sensor Package, Double Door
Includes 8310-854 (2) Header Mount Sensor, 8310-877
Header Mount Sensor, 8310-877S Header Mount Spacer,
8310-847 (2) Harness, 8310-804-2 (4) Door Mount Safety
Sensor (approach/safety side).



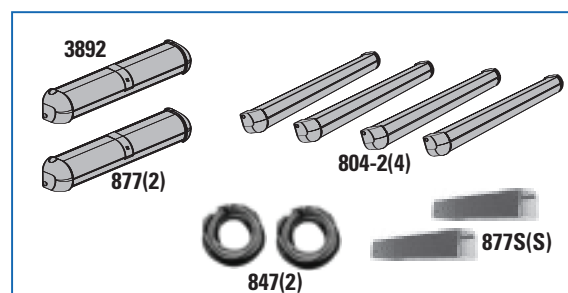
SAFETY SENSOR PACKAGE, 8310-3891

Activation/Safety Sensor Package, Health Care I,
Simultaneous Pair, Includes 8310-877 Header Mount Sensor,
8310-877S Header Mount Spacer,
8310-804-2 (4) Door Mount Sensor (approach/safety side),
8310-847 (2) Harness.



SAFETY SENSOR PACKAGE, 8310-3892

Activation/Safety Sensor Package, Health Care II,
Independent Pair, Includes 8310-877 (2) Header Mount
Sensor, 8310-877S (2) Header Mount Spacer,
8310-804-2 (4) Door Mount Sensor (approach/safety side),
8310-847 (2) Harness



AUTOMATIC OPERATOR SENSORS & ACCESSORIES

8310 Series

SWITCH, DOOR POSITION, SURFACE MOUNT, 8310-805

Used when 8310-804-1 or 8310-804-2 Door Mounted Safety Sensor is installed in conjunction w/ either a electrohydraulic or pneumatic Automatic Operator. Disables approach side sensor when door is closed.

805

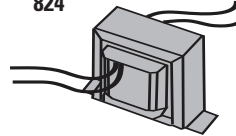


805C

SWITCH, DOOR POSITION, CONCEALED, 8310-805C

Used when 8310-804-1 or 8310-804-2 Door Mounted Safety Sensor is installed in conjunction w/ either a electrohydraulic or pneumatic Automatic Operator. Disables approach side sensor when door is closed.

824



824P

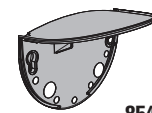
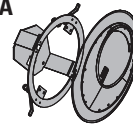
TRANSFORMER, 24V, HARDWIRED, 8310-824

Optional accessory - Used to remotely power any 24v sensor/receiver

TRANSFORMER, 24V, PLUG IN, 8310-824P

Optional accessory - Used to remotely power any 24v sensor/receiver

854ECA



854ERA

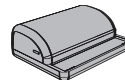
BRACKET, DROP CEILING, 8310-854ECA

Optional bracket used w/ 8310-854 Header Mount Activation Sensor

COVER, PROTECTIVE, 8310-854ERA

Optional cover used w/ 8310-854 Header Mount Activation Sensor

3803



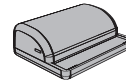
865

844J(2)

WIRELESS CONVERSION KIT, JAMB MOUNT, 3V, 8310-3803

Converts standard jamb actuator to wireless version
Requires 8310-819S or 8310-819F Jamb Box - Includes 8310-865 Receiver, 8310-844J (2) Jamb Mounted Transmitter

3809



865

844(2)

WIRELESS CONVERSION KIT, WALL MOUNT, 9V, 8310-3809

Converts standard wall mount actuator to wireless version
Requires Surface or Flush Box & Weather Ring - Includes 8310-865 Receiver, 8310-844 (2) Wall Mount Transmitter

3889



SAFETY MODULE & KIT, 8310-3889

Used w/ 7901, 7902, 7981, 7982 Control Boxes
Includes 8310-3888 Safety Module Harness. Required when 8310-877 Header Mount Safety Sensor is used w/ Pneumatic Automatic Operators (2610, 4810, 4820 or 4840 Series)

HARNESS, SAFETY MODULE, SERVICE PART, 8310-3888

Safety Module Harness for pneumatic control box.

AUTOMATIC OPERATOR SENSORS & ACCESSORIES

8310 Series

TRANSMITTER, WIRELESS, 8310-861

1 Channel, Handheld, 9v. Requires 8310-865 Receiver

TRANSMITTER, WIRELESS, 8310-862

2 Channel, Handheld, 9v. Requires 8310-865 Receiver

TRANSMITTER, WIRELESS, 8310-863

3 Channel, Handheld, 9v. Requires 8310-865 Receiver

TRANSMITTER, WIRELESS, 8310-864

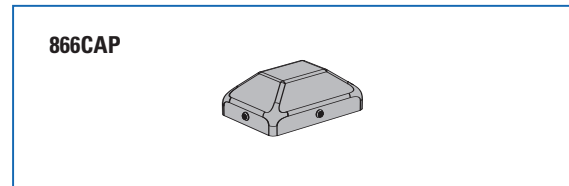
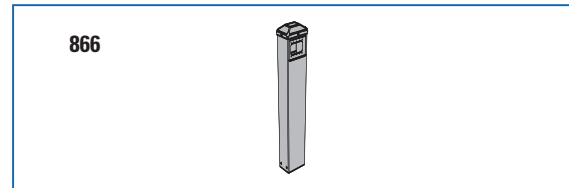
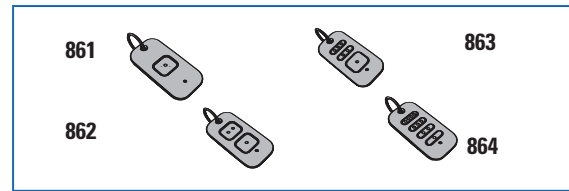
4 Channel, Handheld, 9v. Requires 8310-865 Receiver

BOLLARD POST, 8310-866

A powder coated steel, 42" x 4" x 6" Bollard Post, Mounting Base, Actuator Cut-Out Requires 8310-3853WB Bollard Actuator or 8310-3853TWB Bollard Actuator. Accepts any 4 3/4" square actuators. Includes 8310-866CAP.

BOLLARD POST, 8310-866CAP

Plastic Cap, Protective Cover, Service Part for 8310-866 Bollard Post



AUTOMATIC OPERATOR SENSORS & ACCESSORIES

8310 Series

SWITCH, KEY, 8310-806K

Type, 3 Position (On/Off/Hold-Open)
Optional switch used w/ Senior Swing, Benchmark, or 4630/4640 Operators with (CS) option

SWITCH, ROCKER, 8310-806R

Type, 3 Position (On/Off/Hold-Open)
Optional switch w/ Senior Swing or Benchmark Operators.

LINE FILTER, 8310-807

AC, 120v, Optional filter used w/ Senior, Middle, Astro Swing Operators to reduce 'line noise'

SWITCH ADAPTER HARNESS, 8310-808

Used w/ 8310-806K or 8310-806R on Senior Swing, Middle Swing and Astro Swing Operators manufactured prior to 9/06

PROGRAMMABLE RELAY & SEQUENCER MODULE, 8310-845

Used to sequence door operation in Senior Swing and Benchmark for hard wired applications.

806K



845

