

Overview

The Wall Mount Balun Fixture (500910) allows any MuxLab square balun to be installed behind a Decora® compatible wall plate for custom AV installation.

The baluns may be installed with the RJ45 either front or rear facing depending on where the Cat5 cabling will enter or exit the system. At the head end, the appropriate MuxLab baluns are installed near the equipment to support a fully Cat5 cabling solution.

Each balun snaps into place and is held firmly by a spring latching mechanism. The one-piece design makes the product easy to install and maintain. There are no parts to lose or replace.

Applications

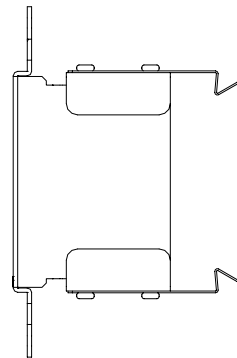

- Custom AV installations
- Home AV systems
- Boardroom systems
- Digital signage systems



Features & Benefits

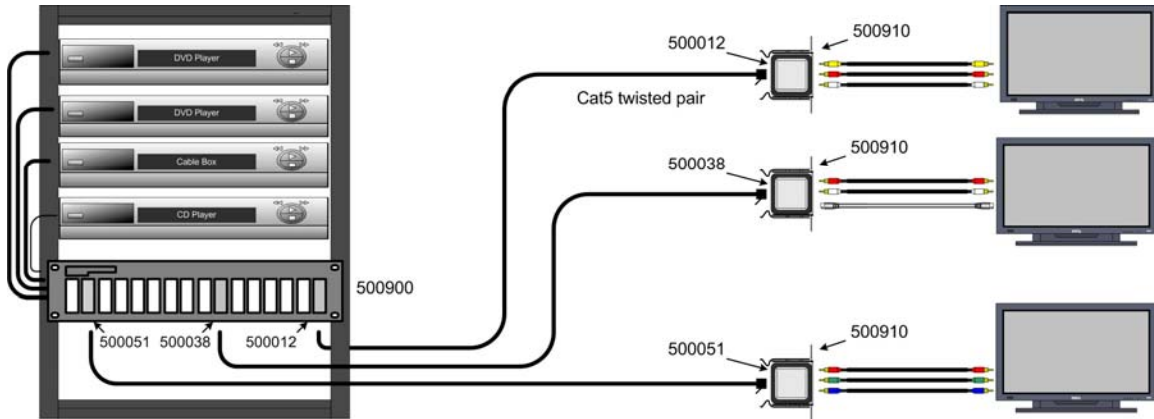
- Supports one (1) MuxLab square balun
- Decora® compatible
- One-piece design
- Spring clip holds balun securely in place
- Baluns install forward or rear facing
- Snap-off mounting tabs for mounting versatility.
- Attaches to standard gang boxes and mud rings

Environment	Custom audio-video systems in a structured cabling environment.
Application	Wall or furniture recessed-mounting of MuxLab baluns in audio-video rooms, boardrooms, offices, homes, classrooms, training centers.
Capacity	Single (1) position.
Compatible baluns	MuxLab baluns measuring: 2.4" x 2.25" x 1" (6.1 x 5.7 x 2.5 cm).
Orientation	Baluns may be installed front or rear facing.
Snap-in mechanism	Baluns lock into position via spring latch mechanism.
Enclosure	Black painted steel
Mounting holes	Standard Decora® mounting hole configuration
Mounting hardware	Two (2) built-in Phillips 6-32 self-tapping screws included.
Dimensions	1.3" (W) 4" (H) 2.7" (D) (3.3 cm x 10.3 cm x 6.8 cm).
Weight	2.6 oz (73 g)
Standards	EIA/TIA.
Warranty	Lifetime.
Order Information	500910 Wall Mount Balun Fixture



Wall Mount Balun Fixture 500910

Typical Application



With balun installed