


# POOL ALARM



## OPEN LOOP

- ◆ Exceeds Operational Requirements of Model Barrier Codes
- ◆ Microprocessor Controlled
- ◆ Monitors Entry to Pool and Spa Areas
- ◆ Instant On Or 7 Second Delay Models Available
- ◆ Surface or Flush Mount Models
- ◆ 15 Second Adult Shunt Option
- ◆ Low Battery Indicator
- ◆ Optional A or C Form Relay Output Upon Request
- ◆ Built-in Back-up Battery Capable
- ◆ Must Be Hard Wired Using Remote 12 Volt Maximum 500 mA Source or Plug In Power Source. Applied Voltage Must Not Exceed 15 VDC.



189N-1/189N-3  
Recessed



189N-2/189N-4  
Surface Mount

The new GRI DOOR ALERT/POOL ALARM was designed as an aid for prevention of an unattended access to a pool/spa area by a small child. Monitoring all doors or windows with OPEN LOOP magnetic reed switches, the DOOR ALERT/POOL ALARM will sound an alarm should anyone too small to manage the adult pass thru feature attempt access to the pool/spa area. For maximum protection all moveable openings should be protected in such a manner by the GRI DOOR ALERT/POOL ALARM.

The 189N-1, 189N-2, 189N-3 and 189N-4 must be operated with a 12 volt externally supplied DC power source. An onboard 9-volt battery may be installed, in which case the battery will perform a back-up function should the externally supplied source fail for any reason. Both power sources have been designed to maintain a minimum sound pressure level of 85db at 10'. Should the battery voltage drop below 7 volts, a low battery mode will be initiated and the unit will sound 2 beeps approximately every 3 seconds for one to two weeks prior to total battery failure. Battery must be replaced at this time, and the cause of power failure determined and restored.

It is suggested that some type of surge protection, such as the GRI CS-1 Current Sensor, be used between the power supply and all GRI Pool Alarms using external power.

NOTE: Unit will function at minimum 5VDC at a very limited sounder volume. This power level is considered total battery failure.

### PART NUMBERS

189N-1  
189N-2  
189N-3  
189N-4

### DESCRIPTION

Recessed DoorAlert/Pool Alarm 7 Second Delay - Open Loop  
Surface Mount Door Alert/Pool Alarm 7 Second Delay - Open Loop  
Recessed Door Alert/Pool Alarm - Instant On - Open Loop  
Surface Mount Door Alert/Pool Alarm - Instant On - Open Loop

**WARNING: THIS IS NOT A LIFE SAVING DEVICE.**


GEORGE RISK INDUSTRIES, INC.  
G.R.I. PLAZA  
KIMBALL, NE 69145



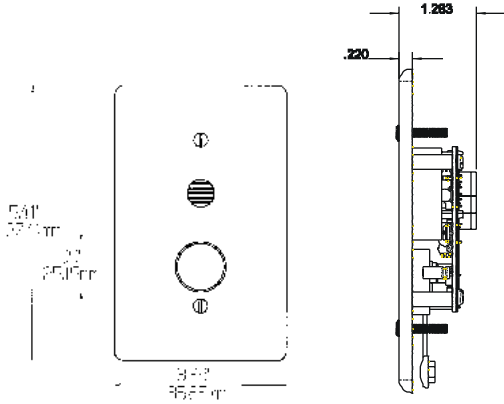
MADE IN U.S.A.

TOLL-FREE 1-800-445-5218  
TOLL-FREE 1-800-523-1227  
(308) 235-4645  
FAX (308) 235-3561

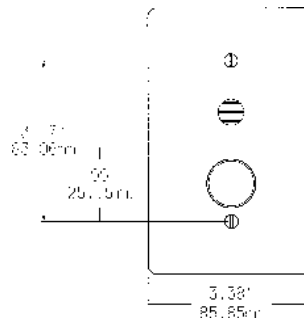
E-MAIL: [grisales@megavision.com](mailto:grisales@megavision.com)  
WEB SITE: [www.grisk.com](http://www.grisk.com)



# POOL ALARM



189N-1/189N-3



189N-2/189N-4

## INSTALLATION INSTRUCTIONS:

The GRI DOOR ALERT/POOL ALARM mounts easily to the wall by any door or window which allows access to the pool/spa area. Using an OPEN LOOP magnetic reed switch, the unit will detect and announce an open access by sounding a loud continuous alarm. Two timed options are offered: A maximum seven (7) second delay mode prior to sounding upon door opening, or an instant alarm sounding upon activation. A surface mount and a recessed mount model are offered in both time options for a total of 4 different versions. All versions incorporate a built-in pass thru feature and deactivation button to allow adult access without alarm sounding. Although the DOOR ALERT/POOL ALARM cannot be turned off, this feature will simply deactivate the alarm function for a maximum of fifteen (15) seconds. During this time span the adult must exit and close the door before alarm sounds. Once the alarm is sounding it can not be silenced by simply closing the door. Deactivation button must also be depressed. The sounder cannot be disabled by holding down the deactivation button.

If a screen is present on the opening giving access to the pool, a second OPEN LOOP switch should be mounted on it and both switches wired in series. This configuration will allow the door to be open for ventilation since the unit will activate only when both the screen and the door or window are opened.

If multiple openings lead to the area, the GRI DOOR ALERT/POOL ALARM can monitor all by installing OPEN LOOP switches which are wired in parallel. In this way, any opening will be detected by the GRI DOOR ALERT/POOL ALARM. A single deactivation button can also be wired at each opening to utilize the pass thru feature. Additional remote sounders may be wired in to extend sounder coverage. Please contact your local GRI Distributor for information on remote options. Part numbers and wiring diagrams are available from the factory.

## WARRANTY:

One year warranty against workmanship, material and factory defects.

GEORGE RISK INDUSTRIES, INC.  
GRI PLAZA  
KIMBALL, NE 69145



MADE IN U.S.A.

TOLL-FREE 1-800-445-5218  
TOLL-FREE 1-800-523-1227  
(308) 235-4645  
FAX (308) 235-3561

E-MAIL: [grisales@megavision.com](mailto:grisales@megavision.com)  
WEB SITE: [www.grisk.com](http://www.grisk.com)