



VEHICULAR GATE HARDWARE

SLIDE & SWING



Apartment Complex/Gated Communities • College Residents Halls • Mixed Use Buildings
Residential • Commercial/Industrial • Parking • Self Storage • Maximum Security

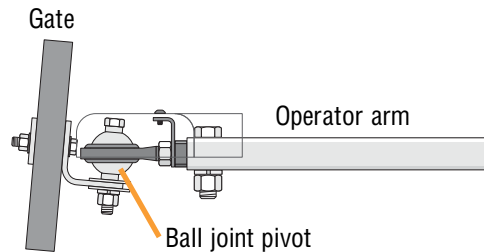

Slide & Swing Gate Hardware

Slide Gates | UHMW and Steel Wheels



Available in sleeve and sealed roller bearings. Four inch and 6 inch sizes of either machined steel or UHMW. Maximum gate weights of up to 5000 lbs. V-Wheel assemblies include mounting bracket for 2x2 bottom rail. Tandem assemblies include pivoting mounting bracket. Tandem wheel assemblies provide superior performance for heavy gates by distributing the gate weight across 4 wheels instead of 2.

Swing Gates



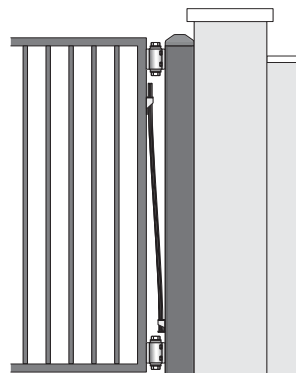
Ball Joint Pivot Assembly

Used to connect swing gate operator arm when the operator has been installed horizontally level and the gate opens on an uphill or downhill slope.

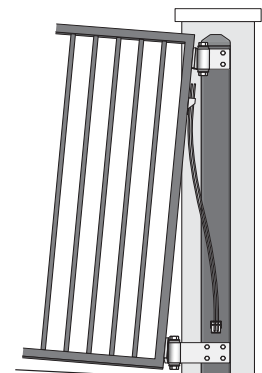


Torsion Rod Assembly

An un-level swinging gate **MUST** be restrained from opening or closing too quickly (gate runaway) when not connected to the gate operator. The torsion rod assembly is used on un-level swinging gates that open on an uphill slope. It allows up to 6 "Twisting" torsion rods that will counter-balance the gate to keep it from opening or closing too quickly. It also relieves the pressure on the gate operator when the gate is in the downhill position.



Gate Closed - Front View



Gate Open - Side View

Slide Gates



Pivot Point

for heavy duty gates



Tandem 6 inch

Steel v-wheel assembly



Sealed Bearings

Maximum load bearing
with excellent durability

Details

A End Catch

1204-004 • Designed for gates with 2-inch frame

B 3 Inch Guide Rollers

1204-120 Single

1204-122 Dual

1204-005 3-Inch replacement roller

• Use two for 6-inch roller

B 6 Inch Guide Rollers

1204-121 Single

1204-123 Dual

C Chain Idler Assembly

2600-818 • Use with rear-mount slide gate operators.
Works with #40 and #41 chain

D Replacement V-Wheels

1201-004 • 4-inch UHMW Sleeve Bearing 500 Lb Max Wt

1201-006 • 4-inch UHMW Sealed Bearing 750 Lb Max Wt

1201-016 • 4-inch Steel Sealed Bearing 1500 Lb Max Wt

1201-000 • 6-inch Steel Sealed Bearing 2500 Lb Max Wt

D V-Wheel Assemblies

1201-102 • 4-inch UHMW Sleeve Bearing 500 Lb Max Wt

1201-105 • 4-inch UHMW Sealed Bearing 750 Lb Max Wt

1201-117 • 4-inch Steel Sealed Bearing 1500 Lb Max Wt

D 4 Inch Tandem V-Wheel Assemblies

1201-012 • 4-inch UHMW Sealed Bearing 1500 Lb Max Wt

1201-010 • 4-inch Steel Sealed Bearing 3000 Lb Max Wt

D 6 Inch Tandem V-Wheel Assembly

1201-210 • 6-inch Steel Sealed Bearing 5000 Lb Max Wt

Swing Gates



A Ball Joint
Pivot Assembly



B Torsion Rod



C Flange Bearing
Hinge Assembly



Heavy Duty
Sealed Bearing



Standard
Sealed Bearing



Heavy Duty

Flange bearing hinge assembly for heavy wrought iron gates



Sealed

ball bearings



Pivot Arm

Ball joint assembly for opening gates on an uphill or downhill slope

A Ball Joint Pivot Assembly

6500-490

Used to connect swing gate operator arm when the operator has been installed horizontally level and the gate opens on an uphill or downhill slope. The ball joint will stay at the same angle as the gate bracket during gate cycling while the operator arm remains swinging horizontally level.

B Torsion Rod Assembly

1203-084 Assembly includes one (1) torsion rod. Add up to five (5) more as needed for counter-balance.

2600-299 Additional Torsion Rods

An un-level swinging gate **MUST** be restrained from opening or closing too quickly (gate runaway) when not connected to the gate operator. Torsion Rod Assembly for un-level gates provides counter-balanced torsion rods to prevent gate runaway and relieving the pressure on the gate operator when the gate is in the downhill position.

- Counter-balances uphill swing gates
- Includes top bracket, bottom bracket and one (1) torsion rod
- Up to five (5) additional torsion rods can be added

C Flange Bearing Hinge

1200-009 3000 Lb Weight Capacity

1200-010 Replacement Bearing

- Zert grease fitting
- Includes mounting bracket and hardware
- Two required per gate (top, bottom)
- Designed for use with 2" gate frame

C Sealed Bearing Hinge

1200-019 2000 Lb Weight Capacity

1200-039 3000 Lb Weight Capacity

- Includes mounting bracket and hardware
- Two required per gate (top, bottom)
- Designed for use with round or square gate frames

	SLIDE GATES WHEELS					
	Weight capacity	size	UHMW	Steel	Sealed Bearing	Sleeve Bearing
SLIDE						
Replacement V-Wheels						
1201-004	500 Lb	4-inch	✓	—	—	✓
1201-006	750 Lb	4-inch	✓	—	✓	—
1201-016	1500 Lb	4-inch	✓	✓	✓	—
1201-000	2500 Lb	6-inch	—	✓	✓	—
V-Wheel Assemblies						
1201-102	500 Lb	4-inch	✓	—	—	✓
1201-105	750 Lb	4-inch	✓	—	✓	—
1201-117	1500 Lb	4-inch	—	✓	✓	—
4 inch Tandem V-Wheel Assemblies						
1201-012	1500 Lb	4-inch	✓	—	✓	—
1201-010	3000 Lb	4-inch	—	✓	✓	—
6 inch Tandem V-Wheel Assemblies						
1201-210	5000 Lb	6-inch	—	✓	✓	—

	SWING GATES HINGES					
	Weight capacity	Gate frame	Req. per gate	Steel	Sealed Bearing	Sleeve Bearing
SWING						
Flange Bearing Hinge						
1200-009	3000 Lb	2-inch	2	✓	—	✓
1200-010 replacement bearing	3000 Lb	2-inch	2	✓	—	✓
Sealed Bearing Hinge						
1200-019	2000 Lb	*	2	✓	✓	—
1200-039	3000 Lb	*	2	✓	✓	—

* round or square gate frame